

Foto 1 - Pasta porta certificado - parte interna





Foto 2 - Contracapa






Foto 3 - Textura e detalhes da capa






Foto 4 - Textura lado interno






Foto 5 - Acabamento interno - Suporte certificado





Foto 6 - acabamento dobradura




Foto 7 - Pasta porta certificado - lado externo

