P1=P2=P3=P4=P5=P6=P7=P8=P9= =P10=P11=P12=P13=P14=P15

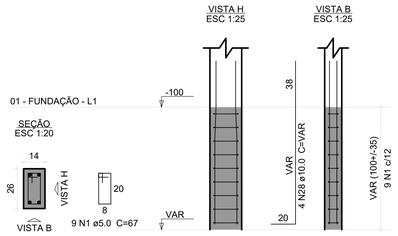

S1=S2=S3=S4=S5=S6=S7=S8=S9=S10=S11=S12 =S13=S14=S15

PLANTA
ESC 1:25

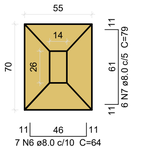

Solo com capacidade de suporte > 1.50 kgf/cm²
Solo compactado sobre a sapata
peso específico > 1600.00 kgf/m³

CORTE
ESC 1:25

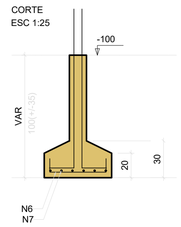

P16

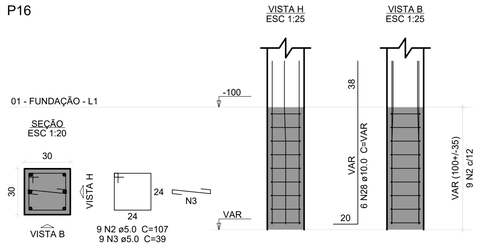

S16

PLANTA
ESC 1:25

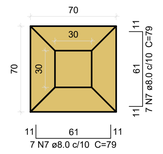

Solo com capacidade de suporte > 1.50 kgf/cm²
Solo compactado sobre a sapata
peso específico > 1600.00 kgf/m³

CORTE
ESC 1:25

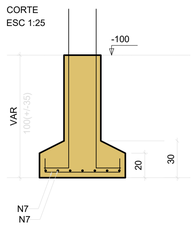

P17=P18

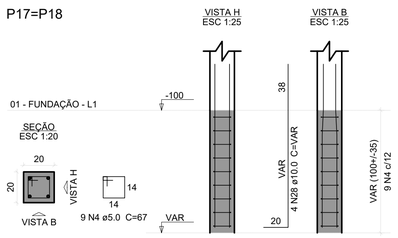

S17=S18

PLANTA
ESC 1:25

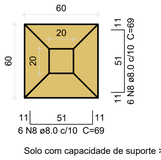

Solo com capacidade de suporte > 1.50 kgf/cm²
Solo compactado sobre a sapata
peso específico > 1600.00 kgf/m³

CORTE
ESC 1:25

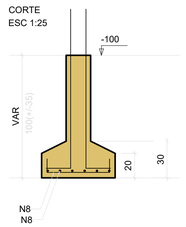

VB - 1

ESC 1:50

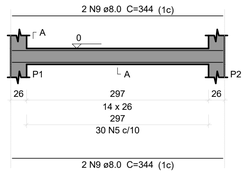

SEÇÃO A-A
ESC 1:25

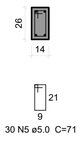

VB - 2

ESC 1:50

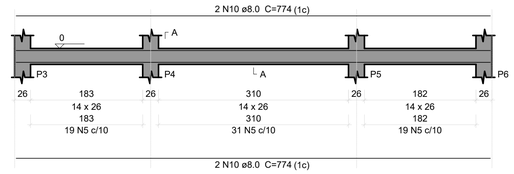

SEÇÃO A-A
ESC 1:25

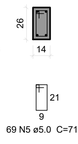

VB - 3

ESC 1:50

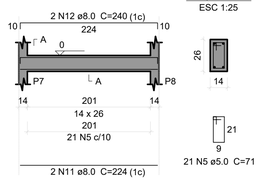

SEÇÃO A-A
ESC 1:25

VB - 4

ESC 1:50

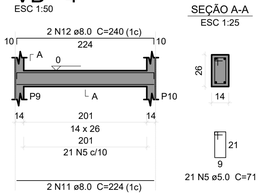

SEÇÃO A-A
ESC 1:25

VB - 5

ESC 1:50

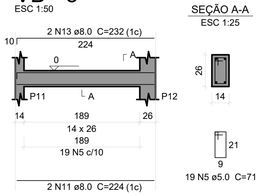

SEÇÃO A-A
ESC 1:25

VB - 6

ESC 1:50

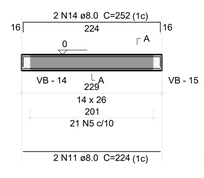

SEÇÃO A-A
ESC 1:25

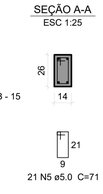

VB - 7

ESC 1:50

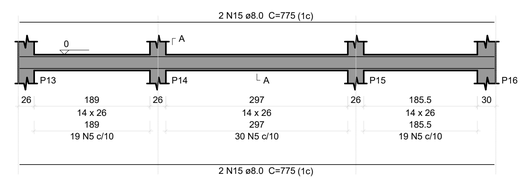

SEÇÃO A-A
ESC 1:25

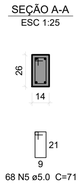

VB - 8

ESC 1:50

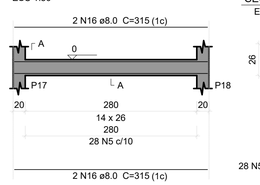

SEÇÃO A-A
ESC 1:25

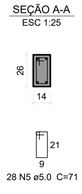

VB - 9

ESC 1:50

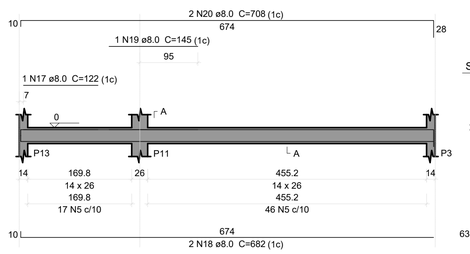

SEÇÃO A-A
ESC 1:25

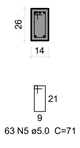

VB - 10

ESC 1:50

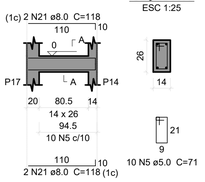

SEÇÃO A-A
ESC 1:25

VB - 11

ESC 1:50

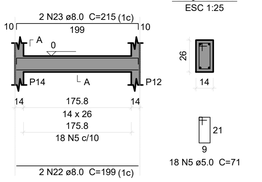

SEÇÃO A-A
ESC 1:25

VB - 12

ESC 1:50

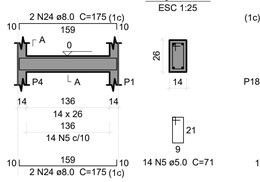

SEÇÃO A-A
ESC 1:25

VB - 13

ESC 1:50

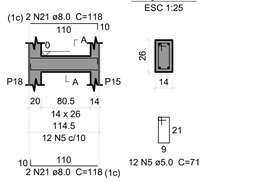

SEÇÃO A-A
ESC 1:25

VB - 14

ESC 1:50

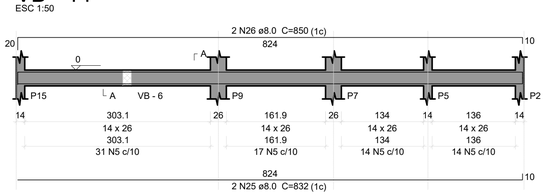

SEÇÃO A-A
ESC 1:25

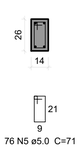

VB - 15

ESC 1:50

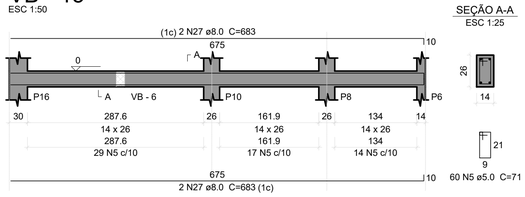

SEÇÃO A-A
ESC 1:25

Relação do aço

15xP1	P16	2xP17
15xS1	S16	2xS17
VB - 1	VB - 2	VB - 3
VB - 4	VB - 5	VB - 6
VB - 7	VB - 8	VB - 9
VB - 10	VB - 11	VB - 12
VB - 13	VB - 14	VB - 15

AÇO	N	DIAM (mm)	QUANT	C.UNIT (cm)	C.TOTAL (cm)
CA60	1	5.0	135	67	9045
	2	5.0	9	107	963
	3	5.0	9	39	351
	4	5.0	18	67	1206
	5	5.0	530	71	37630
CA50	6	8.0	105	64	6720
	7	8.0	104	79	8216
	8	8.0	24	69	1656
	9	8.0	4	344	1376
	10	8.0	4	774	3096
	11	8.0	8	224	1792
	12	8.0	4	240	960
	13	8.0	2	232	464
	14	8.0	2	252	504
	15	8.0	4	775	3100
	16	8.0	4	315	1260
	17	8.0	1	122	122
	18	8.0	2	682	1364
	19	8.0	1	145	145
	20	8.0	2	708	1416
	21	8.0	8	118	944
	22	8.0	2	199	398
	23	8.0	2	215	430
	24	8.0	4	175	700
	25	8.0	2	832	1664
	26	8.0	2	850	1700
	27	8.0	4	683	2732
	28	10.0	74	VAR	VAR

Resumo do aço

AÇO	DIAM (mm)	C.TOTAL (m)	QUANT + 10 % (Barras)	PESO + 10 % (kg)
CA50	8.0	407.6	38	176.9
	10.0	112.5	11	76.3
CA60	5.0	492	-	83.4

PESO TOTAL (kg)	
CA50	253.2
CA60	83.4

Volume de concreto (C-25) = 2.37 m³
Volume de concreto (C-30) = 1.73 m³
Área de forma = 53.34 m²

govbr
Documento assinado digitalmente
BABYNGTTON AYALLA DE MATTOS
Data: 14/07/2026 10:08:28-0300
Verifique em https://validar.iti.gov.br

PROJETO ESTRUTURAL

CONSTRUÇÃO DE CEMITÉRIO PÚBLICO MUNICIPAL NO MUNICÍPIO DE OLHOS D'ÁGUA-MG

Descrição do Projeto: Sapatas, vigas baldrames e quadro de aço

Responsável Tecnico:
KAREN MARIANA SOARES VIEIRA:09588911680
Assinado de forma digital por KAREN MARIANA SOARES VIEIRA:09588911680
Dados: 2026.07.09 13:21:38 -03'00'
Káren Mariana Soares Vieira
Engenheiro(a) Civil - Crea: 332.425-D/MG

Endereço: Município de Olhos d' Água-MG

Contratante:
RODRIGO VIEIRA DE MATOS:09977653640
Assinado de forma digital por RODRIGO VIEIRA DE MATOS:09977653640
Dados: 2026.07.14 09:50:30 -03'00'
Rodrigo Vieira de Matos
Prefeito Municipal de Olhos d' Água-MG

Área (m²): 10.059,00 m²	Tipo da Edificação: Construção	Prancha: 02/04
Data: 30 de junho de 2026.	Art.: MG20265065198	
Referência / Número da pasta: VLK - 3PSP - OLH -28	Escala: Indicada	

Contratada:
VLK ENGENHARIA
(38) 9 9977-6300
CNPJ: 57.955.661/0001-98
engenhariavlk@gmail.com
Avenida Coronel Prates, nº 409, Sala 301
Centro, Montes Claros-MG

Contratante:
OLHOS D'ÁGUA
Praça Dona Quita, 90, Centro, Olhos D' Água – MG.
CEP 39.390-000 - CNPJ 01.612.547/0001-00
Tel.: (38) 3225-0086
E-mail: prefeituraolhosdagua@gmail.com
(38) 3225-0086
CNPJ: 01.612.547/0001-00
prefeituraolhosdagua@gmail.com
Praça Dona Quita, nº90, Centro
Olhos d' Agua-MG