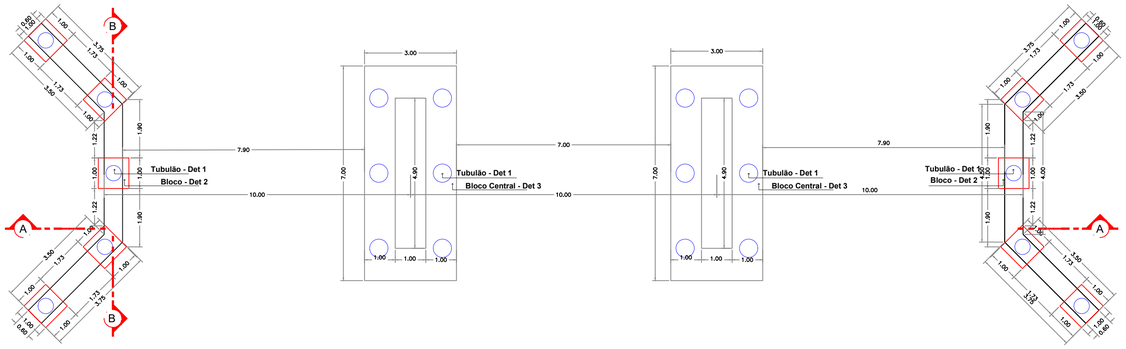

Planta de Locação

ESC. 1:100

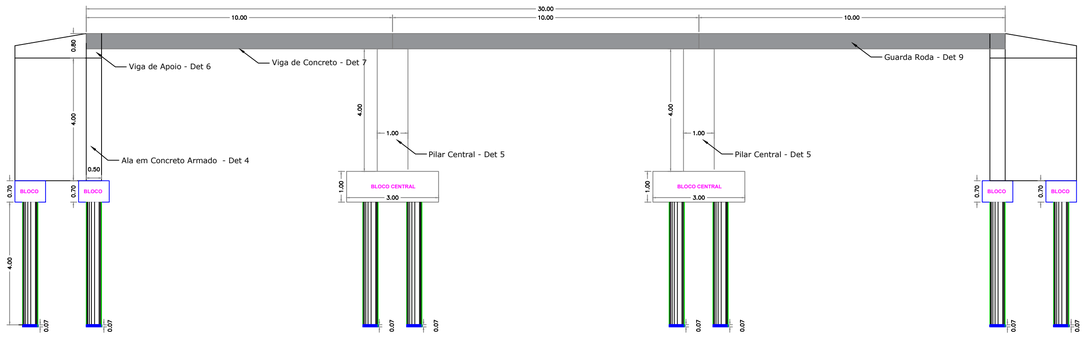

Corte A-A

ESC. 1:100

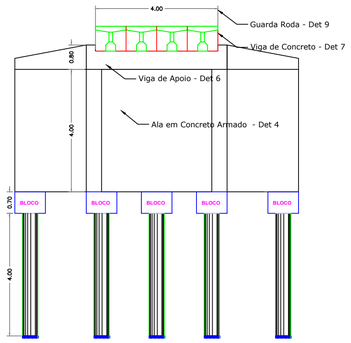

Corte B-B

ESC. 1:100

Tubulão

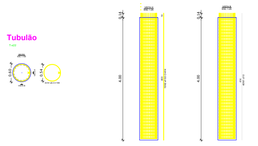

RESUMO PARA OS TUBULÕES					
Tubulão	1		2		
Aço	ø mm	Comp.(m)	Comp.(m)	P. KG / m	Peso KG	PESO + 10%
CA - 50	8.0	1,00	1,00	0,39	0,78	0,86
CA - 50	12.5	6,28	1,96,25	0,97	802,91	883,21
					CA - 50 PESO TOTAL:	1.571,48

Tubulão	1	2
Vol. De Concreto (C-20)	1,57	1,57

Detalhe 1

ESC. 1:100

Blocos

ESC. 1:100



RESUMO PARA OS BLOCOS							
Aço	ø mm	Comp.(m)	Comp.(m)	P. KG / m	Peso KG	PESO + 10%
CA - 50	8.0	10,30	10,30	0,39	40,17	44,19
CA - 50	12.5	6,28	1,96,25	0,97	802,91	883,21
					CA - 50 PESO TOTAL:	927,41

Blocos	1	2
Vol. De Concreto (C-20)	8,24	8,24
Área de Forma	41,20	41,20

Detalhe 2

ESC. 1:100

Detalhe dos Blocos Central

ESC. 1:100

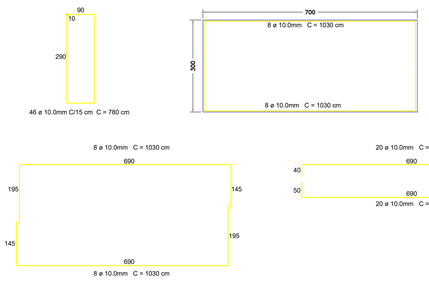

RESUMO PARA O BLOCO CENTRAL					
Aço		1		2	
Aço	ø mm	Comp.(m)	Comp.(m)	P. KG / m	Peso KG	PESO + 10%
CA - 50	8.0	10,30	10,30	0,39	40,17	44,19
CA - 50	12.5	6,28	1,96,25	0,97	802,91	883,21
					CA - 50 PESO TOTAL:	927,41

Blocos	1	2
Vol. De Concreto (C-20)	8,24	8,24
Área de Forma	41,20	41,20



Detalhe 3

ESC. 1:100

Detalhe das Alas

ESC. 1:100

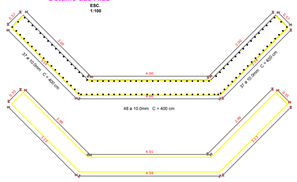

RESUMO PARA AS ALAS					
Alas		1		2	
Aço	ø mm	Comp.(m)	Comp.(m)	P. KG / m	Peso KG	PESO + 10%
CA - 50	8.0	428,80	877,60	0,393	346,46	381,31
CA - 50	10.0	425,00	878,40	0,617	541,98	596,18
					CA - 50 PESO TOTAL:	977,51

Alas	1	2
Vol. De Concreto (C-20)	17,16	35,88
Área de Forma	42,90	171,78

Detalhe 4

ESC. 1:100

Detalhe do Pilar Central

ESC. 1:100

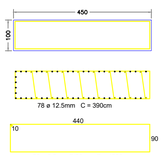

RESUMO PARA O PILAR CENTRAL					
Aço		1		2	
Aço	ø mm	Comp.(m)	Comp.(m)	P. KG / m	Peso KG	PESO + 10%
CA - 50	12.5	39,00	39,00	0,97	38,00	41,80
CA - 50	6.3	13,80	13,80	0,25	3,45	3,79
					CA - 50 PESO TOTAL:	45,59

Pilar	1	2
Vol. De Concreto (C-20)	0,45	0,45
Área de Forma	4,50	4,50

Detalhe 5

ESC. 1:100

Detalhe das Vigas

ESC. 1:100

RESUMO PARA AS VIGAS SOBRE AS PONTES					
Viga Sobre Ponte		1		2	
Aço	ø mm	Comp.(m)	Comp.(m)	P. KG / m	Peso KG	PESO + 10%
CA - 50	8.0	103,60	103,60	0,393	40,71	44,78
CA - 50	10.0	104,22	416,88	0,617	257,22	282,95
CA - 50	12.5	35,47	141,88	0,963	137,24	150,97
CA - 50	20.0	109,65	438,60	2,466	1.081,59	1.189,75
CA - 50	25.0	37,00	111,00	3,853	582,58	640,84
					CA - 50 PESO TOTAL:	3.203,46

Viga Sobre Ponte	1	2
Vol. De Concreto (C-25)	3,25	13,00
Área de Forma	30,00	120,00

Detalhe 6

ESC. 1:100

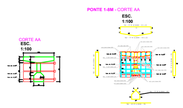

PONTE 1-10M x 3

ESC. 1:100

VIGA 0,32~0,12 x 0,81 x 10,00



LISTAS DE FERROS PARA UMA VIGA			
Nº	ø (mm)	QUANTIDADE	C. UNIT. (cm)
N1	12.5	77	111
N2	8.0	77	110
N3	8.0	77	176
N4	8.0	77	83
N5	8.0	20	182
N6	6.3	20	95
N7	20.0	4	1000
N8	20.0	7	995
N9	10.0	2	995
N10	10.0	4	995
N11	6.3	4	995
N12	6.3	10	995
N13	10.0	4	995
N14	25.0	9	420
N15	10.0	4	118

Detalhe 7

ESC. 1:100

RESUMO PARA AS VIGAS SOBRE A PONTE 1-10M					
Viga Sobre Ponte		1		2	
Aço	ø mm	Comp.(m)	Comp.(m)	P. KG / m	Peso KG	PESO + 10%
CA - 50	8.0	103,60	103,60	0,393	40,71	44,78
CA - 50	10.0	104,22	416,88	0,617	257,22	282,95
CA - 50	12.5	35,47	141,88	0,963	137,24	150,97
CA - 50	20.0	109,65	438,60	2,466	1.081,59	1.189,75
CA - 50	25.0	37,00	111,00	3,853	582,58	640,84
					CA - 50 PESO TOTAL:	3.203,46

Viga Sobre Ponte	1	2
Vol. De Concreto (C-25)	3,25	13,00
Área de Forma	30,00	120,00

DETALHE DAS VIGAS NAS CABEÇAS

ESC. 1:100

Detalhe 8

ESC. 1:100

Detalhe dos Guarda-Rodas

ESC. 1:100

20 x 10cm
20 x 10cm
20 x 10cm
0.25
0.10
0.10
0.25
0.10
0.10
0.25
0.10
0.10