B41=B47
2xC30-A
PLANTA
ESC 1:25

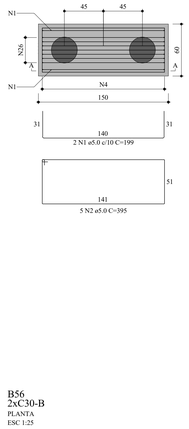

CORTE A-A
ESC 1:25

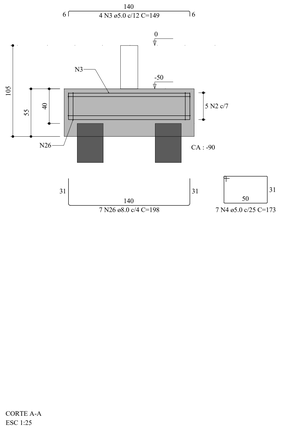

B44=B45=B46
2xC30-A
PLANTA
ESC 1:25

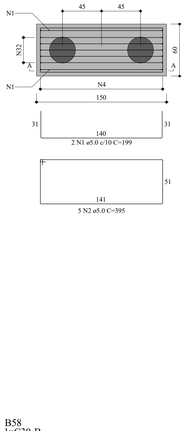

CORTE A-A
ESC 1:25

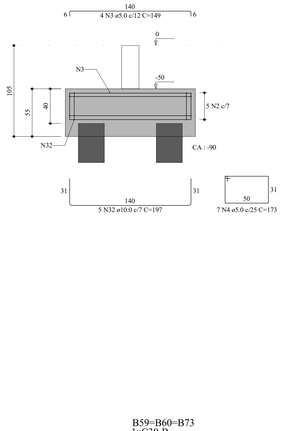

B52
4xC30-B
PLANTA
ESC 1:25

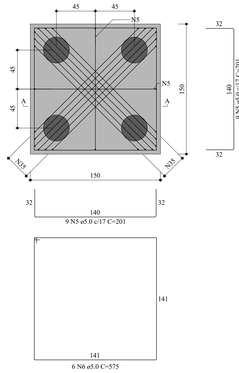

CORTE A-A
ESC 1:25

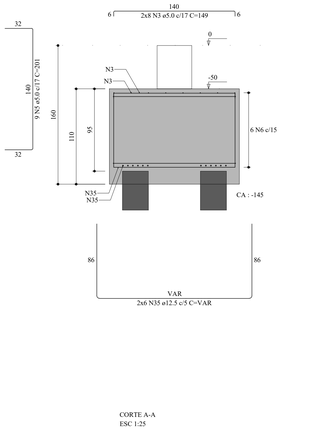

ARMADURA COM COMPRIMENTO VARIÁVEL				
N35	QUANT	C. VAR (cm)	C. UNIT (cm)	C. TOTAL (cm)
A	4	168	334	1336
B	4	179	345	1380
C	4	191	357	1428

B53
2xC30-B
PLANTA
ESC 1:25

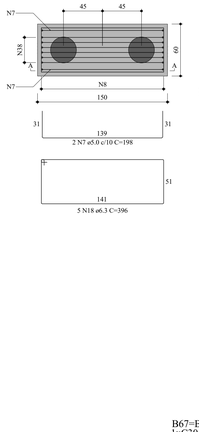

CORTE A-A
ESC 1:25

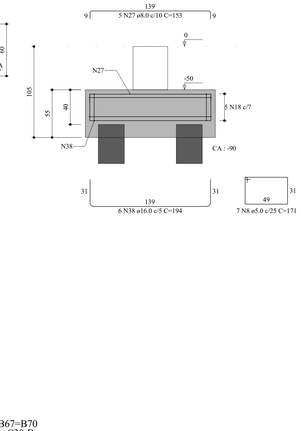

RELAÇÃO DO AÇO

3xB46
B53
B65
2xB70
B77
B78
B80
B83
B98
B10-11
B71-72
2xB47
B56
B68
3xB73
B78
B79
B52
B58
B69
B79
B42-43
B31-32

AÇO	N	DIAM (mm)	QUANT	C.UNIT (cm)	C.TOTAL (cm)
CA60	1	5.0	16	199	3184
	2	5.0	56	395	22120
	3	5.0	86	149	12814
	4	5.0	56	173	9688
	5	5.0	38	201	7638
	6	5.0	10	575	5750
	7	5.0	2	198	396
	8	5.0	7	171	1197
	9	5.0	4	188	752
	10	5.0	14	161	2254
	11	5.0	14	213	2982
	12	5.0	2	213	426
	13	5.0	6	167	1002
	14	5.0	4	211	844
	15	5.0	7	203	1421
	16	5.0	11	215	2365
	17	5.0	2	213	426
	18	6.3	16	396	6336
	19	6.3	2	212	424
	20	6.3	2	168	336
	21	6.3	25	151	3775
	22	6.3	14	216	3024
	23	6.3	9	150	1350
	24	6.3	2	214	428
	25	6.3	2	214	428
	26	8.0	19	195	3705
	27	8.0	10	198	1980
	28	8.0	49	216	10584
	29	8.0	13	238	3094
	30	8.0	12	212	2544
	31	8.0	2	210	420
	32	10.0	15	197	2955
	33	10.0	9	227	2043
	34	10.0	6	217	1302
	35	12.5	12	VAR	VAR
	36	12.5	12	196	2352
	37	12.5	12	VAR	VAR
	38	16.0	6	194	1164
	39	16.0	13	184	2392
	40	16.0	4	235	940

RESUMO DO AÇO

AÇO	DIAM (mm)	C.TOTAL (m)	PESO + 0% (kg)
CA50	6.3	161	39.4
	8.0	219.3	86.5
	10.0	63	38.8
	12.5	99.1	95.5
	16.0	45	71
CA60	5.0	752.6	116

PESO TOTAL (kg)	
CA50	331.2
CA60	116

Volume de concreto (C-25) = 13.85 m³
Área de forma = 64.11 m²

B56
2xC30-B
PLANTA
ESC 1:25

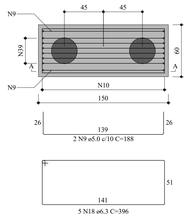

CORTE A-A
ESC 1:25

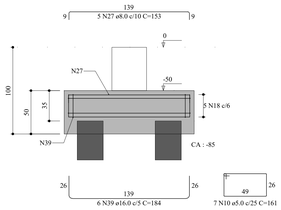

B58
1xC30-B
PLANTA
ESC 1:25

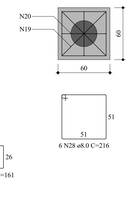

CORTE
ESC 1:25

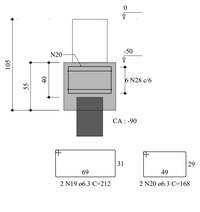

B59=B60=B73
1xC30-B
PLANTA
ESC 1:25

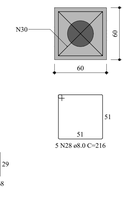

CORTE
ESC 1:25

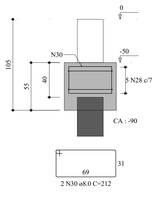

B65
2xC30-B
PLANTA
ESC 1:25

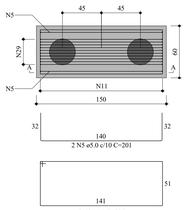

CORTE A-A
ESC 1:25

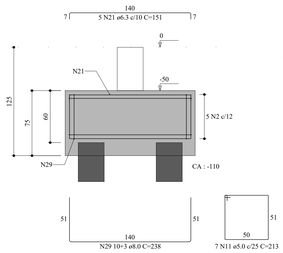

B66=B74=B75
1xC30-B
PLANTA
ESC 1:25

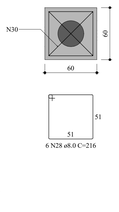

CORTE
ESC 1:25

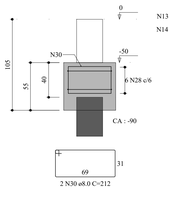

B67=B70
1xC30-B
PLANTA
ESC 1:25

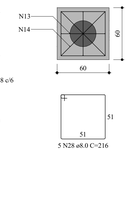

CORTE
ESC 1:25

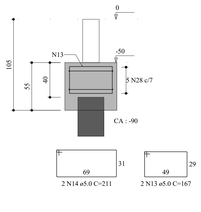

B68
2xC30-B
PLANTA
ESC 1:25

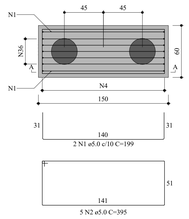

CORTE A-A
ESC 1:25

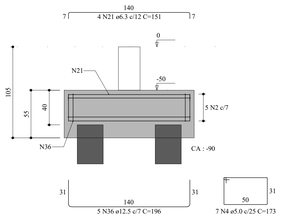

B69
1xC30-B
PLANTA
ESC 1:25

CORTE
ESC 1:25

B77
2xC30-B
PLANTA
ESC 1:25

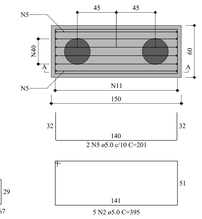

CORTE A-A
ESC 1:25

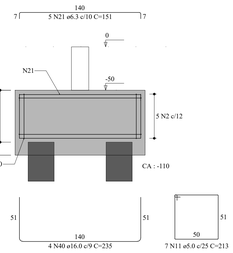

B78
2xC30-B
PLANTA
ESC 1:25

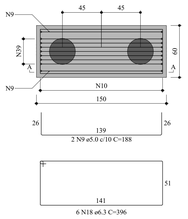

CORTE A-A
ESC 1:25

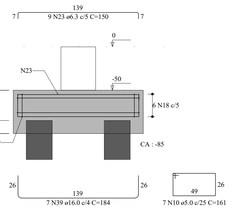

B79
2xC30-B
PLANTA
ESC 1:25

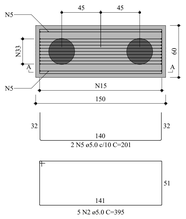

CORTE A-A
ESC 1:25

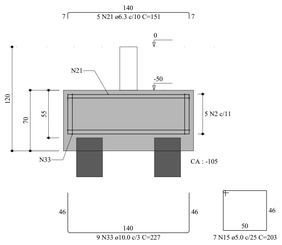

B80
1xC30-B
PLANTA
ESC 1:25

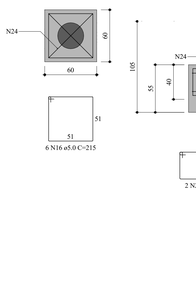

CORTE
ESC 1:25

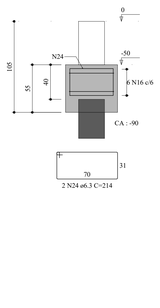

B83
2xC30-B
PLANTA
ESC 1:25

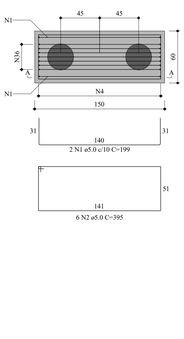

CORTE A-A
ESC 1:25

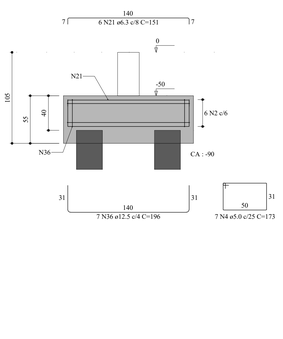

B98
2xC30-B
PLANTA
ESC 1:25

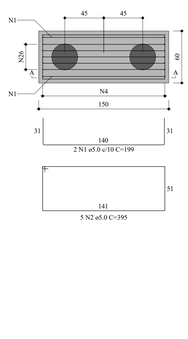

CORTE A-A
ESC 1:25

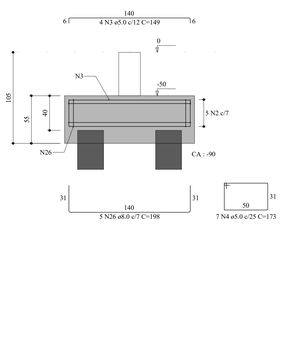

B10-11
4xC30-B
PLANTA
ESC 1:25

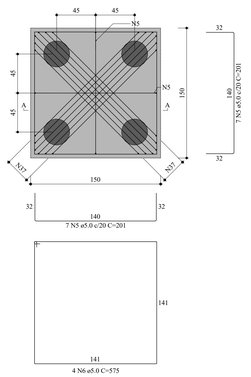

CORTE A-A
ESC 1:25

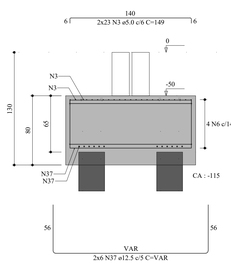

ARMADURA COM COMPRIMENTO VARIÁVEL				
N37	QUANT	C. VAR (cm)	C. UNIT (cm)	C. TOTAL (cm)
A	4	168	274	1096
B	4	179	285	1140
C	4	191	297	1188

B31-32
1xC30-A
PLANTA
ESC 1:25

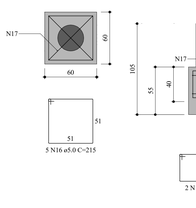

CORTE
ESC 1:25

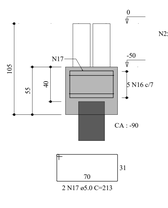

B42-43
1xC30-B
PLANTA
ESC 1:25

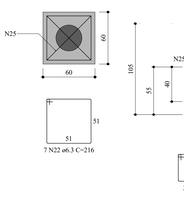

CORTE
ESC 1:25

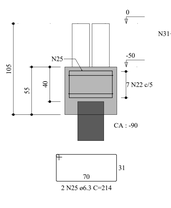

B71-72
1xC30-B
PLANTA
ESC 1:25

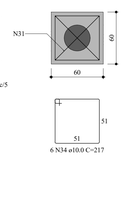

CORTE
ESC 1:25

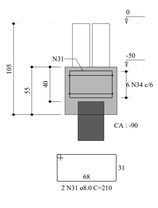

CARIMBO :

TIPO DA OBRA: CONSTRUÇÃO DE ARQUIBANCADAS - MINI ESTÁDIO

PROPRIETÁRIO: PREFEITURA MUNICIPAL DE ITAÚBA
CNPJ: 03.238.961/0001-27

LOCAL: RUA GETULIO ANTONIO GALELI, PARQUE DE EXPOSIÇÕES JOSÉ ZANON
INSCR. CADASTRAL:
COORDENADAS GEOGRÁFICAS:
LATITUDE: 10°58'56.75"S
LONGITUDE: 55°14'34.80"O

AUTOR DO PROJETO: LUIS FELIPE CARVALHO B. LIMA
CREA: ENG. CIVIL - 121.523.583-6
LUIS FELIPE CARVALHO BERNARDES LIMA:02567069135
Assinado de forma digital por LUIS FELIPE CARVALHO BERNARDES LIMA:02567069135
Dados: 2025.12.12 14:52:30 -04'00'

RESP. P/ EXECUÇÃO:
CREA:

ESCALA: INDICADA
DATA: DEZEMBRO/2025
PARTICIPAÇÃO: JAILSON SANTOS

ASSUNTO: ESTRUTURAL CONCRETO
BLOCOS DE FUNDAÇÃO - PARTE III

FOLHA Nº 12 /38

ÁREAS (m²)	ESTATÍSTICA			
	% OCUPAÇÃO		COEF. APROVEIT.	Nº. DE PISOS
	TÉRREO	DEMAIS PAV.		

0 1 2 3 4 5 GRI

Formato: A0 (1189x841mm)