V1
ESC 1:50

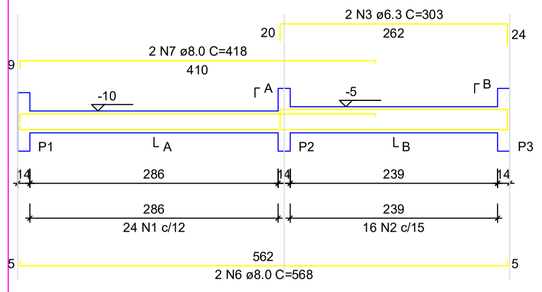

SEÇÃO A-A
ESC 1:25

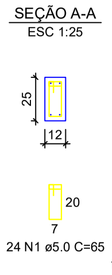

SEÇÃO B-B
ESC 1:25

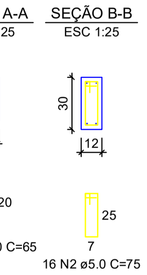

V2
ESC 1:50

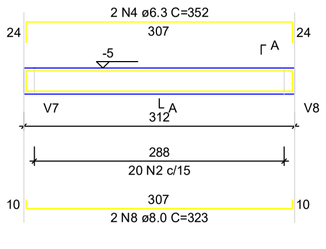

SEÇÃO A-A
ESC 1:25

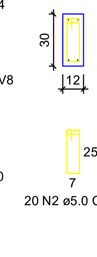

V3
ESC 1:50

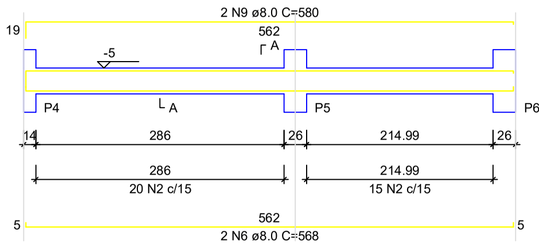

SEÇÃO A-A
ESC 1:25

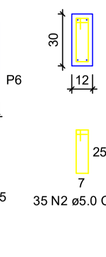

V4
ESC 1:50

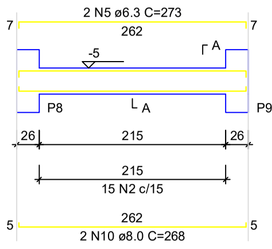

SEÇÃO A-A
ESC 1:25

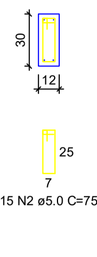

V5
ESC 1:50

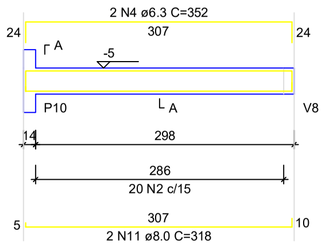

SEÇÃO A-A
ESC 1:25

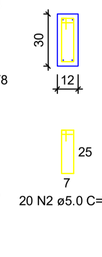

V6
ESC 1:50

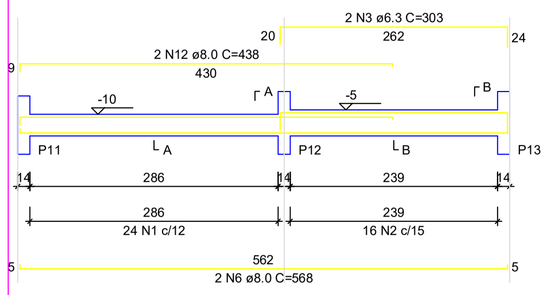

SEÇÃO A-A
ESC 1:25

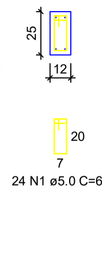

SEÇÃO B-B
ESC 1:25

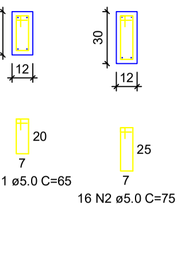

V7
ESC 1:50

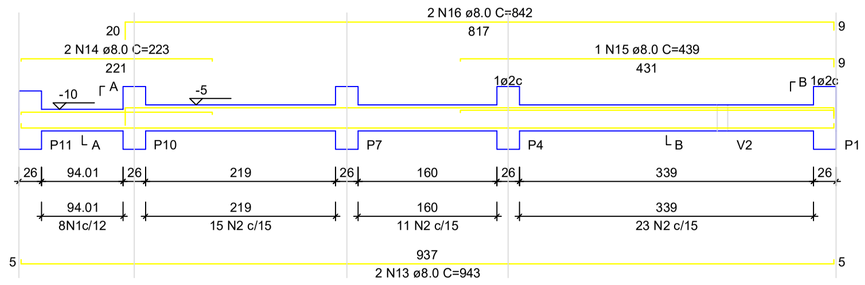

SEÇÃO A-A
ESC 1:25

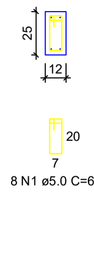

SEÇÃO B-B
ESC 1:25

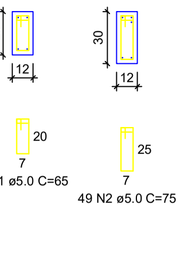

V8
ESC 1:50

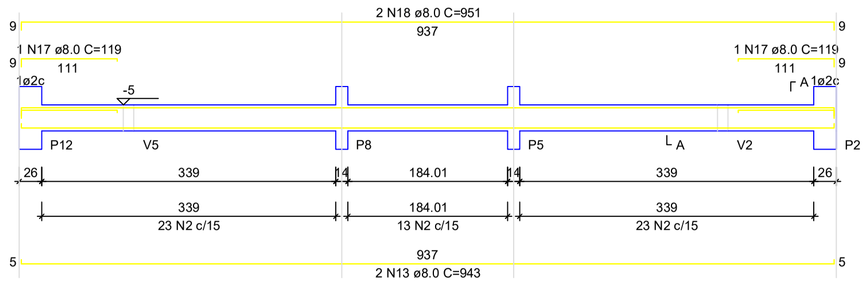

SEÇÃO A-A
ESC 1:25

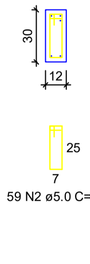

V9
ESC 1:50

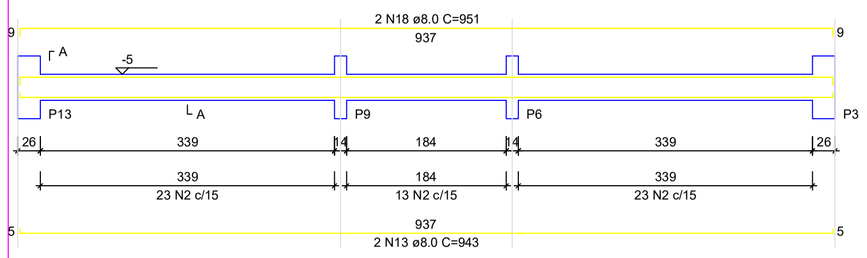

SEÇÃO A-A
ESC 1:25

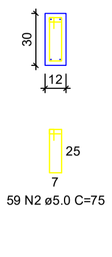

RELAÇÃO DO AÇO - VIGAS NÍVEL 0 BALDRAME
V1 V2 V3
V4 V5 V6
V7 V8 V9

AÇO	N	DIAM (mm)	QUANT	C.UNIT (cm)	C.TOTAL (cm)
CA60	1	5.0	56	65	3640
	2	5.0	289	75	21675
CA50	3	6.3	4	303	1212
	4	6.3	4	352	1408
	5	6.3	2	273	546
	6	8.0	6	568	3408
	7	8.0	2	418	836
	8	8.0	2	323	646
	9	8.0	2	580	1160
	10	8.0	2	268	536
	11	8.0	2	318	636
	12	8.0	2	438	876
	13	8.0	6	943	5658
	14	8.0	2	223	446
	15	8.0	1	439	439
	16	8.0	2	842	1684
	17	8.0	2	119	238
	18	8.0	4	951	3804

RESUMO DO AÇO

AÇO	DIAM (mm)	C.TOTAL (m)	PESO + 0% (kg)
CA50	6.3	31.7	7.7
	8.0	203.7	80.4
CA60	5.0	253.2	39
PESO TOTAL (kg)			
CA50	88.1		
CA60	39		

Volume de concreto (C-20 MPa) = 1.91 m³
Área de forma = 38.26 m²

S1=S2=S3=S4=S5=S6=S7=S8=S9=S10=S11=S12
=S13

PLANTA
ESC 1:25

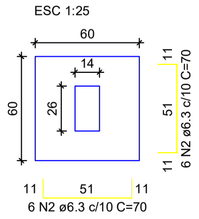

Solo com capacidade de suporte > 3.00 kgf/cm²
Solo compactado sobre a sapata
peso específico > 1800.00 kgf/m³

CORTE
ESC 1:25

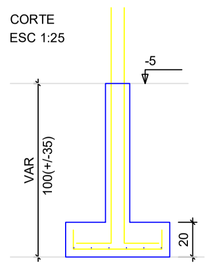

P1=P2=P3=P4=P5=P6=P7=
=P8=P9=P10=P11=P12=
=P13

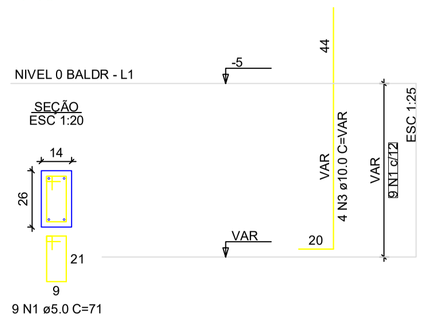

RELAÇÃO DO AÇO - SAPATAS E PILARES DE ARRANQUE - NÍVEL 0 BALDRAME
13xP1 13xS1

AÇO	N	DIAM (mm)	QUANT	C.UNIT (cm)	C.TOTAL (cm)
CA60	1	5.0	117	71	8307
CA50	2	6.3	156	70	10920
	3	10.0	52	VAR	VAR

RESUMO DO AÇO

AÇO	DIAM (mm)	C.TOTAL (m)	PESO + 0% (kg)
CA50	6.3	109.2	26.7
	10.0	82.2	50.7
CA60	5.0	63.1	12.8
PESO TOTAL (kg)			
CA50	77.4		
CA60	12.8		

Volume de concreto (C-20 MPa) = 1.41 m³
Área de forma = 16.64 m²

ATENÇÃO:
Adotado Classe de Agressividade Ambiental I, conforme NBR 6118/2024, item 7.4.7.6. O responsável técnico deve verificar necessidade de ajustes conforme características locais da obra.

ATENÇÃO:
Considerando que o segmento de arranque de pilar em contato com o solo é variável conforme cada local e características de obra, e de forma a atender a NBR 6118/2024 item 7.4.7.6 Tab. 7.2 tópico "d" ([...] No trecho dos pilares em contato com o solo junto aos elementos de fundação, a armadura deve ter cobrimento nominal >= 45mm), para aumento de durabilidade, recomenda-se executar a caixaria dos arranques na parte em contato com o solo com afastamento maior.

Exemplo: Se o pilar for 14x26, e adotado classe de agressividade ambiental I, cobrimento 2,5cm, é recomendável fazer o trecho de caixaria em contato com o solo com 2,0cm a mais em cada face, ou seja, 18x30.

ATENÇÃO:
Exemplo de projeto estrutural para edificações do Novo PAC FHNIS Sub50 - Portaria 1416 / 2023.
Uso facultado, desde que revisado por responsável técnico, com a devida emissão de ART/RRT/TRT, e adequado às particularidades de cada obra.

Novo PAC FHNIS Sub50

CAIXA
Projeto estrutural exemplo, de uso facultado, conforme observações acima.

PROJETO ESTRUTURAL

PLANTA DE ARMADURAS
NÍVEL 0 - BALDRAME

Desenho: xxx
DESENHO 01
Escala: Indicada
Revisão: 01
FOLHA 02/03
Data: 09/05/25
Unidade: cm

FORMATO A1 - INTERNO: 801 x 574 mm.
EXTERNO: 841 x 594 mm.