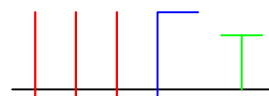


VEM DO QDFL1

QDFL CPD



- # 3F - 25mm<sup>2</sup>
- # N - 25mm<sup>2</sup>
- # PE - 25mm<sup>2</sup>

QDFL1

ELETROCALHA PERFURADA  
200X100mm COM TAMPA

No break

QDFL-CPD

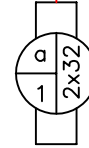
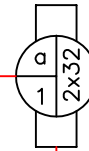
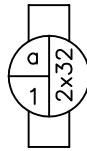
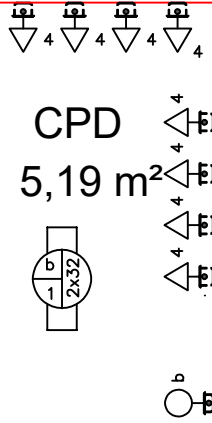
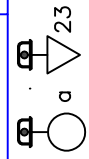
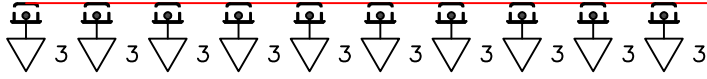
Banco de Baterias

CPD  
5,19 m<sup>2</sup>

CTI  
24,44 m<sup>2</sup>

Ar cond 12kBtus(2x)

Ar cond 36kBtus



J3

J4