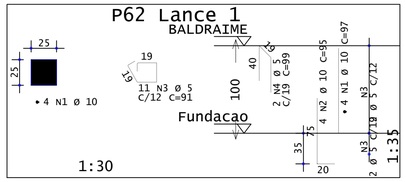

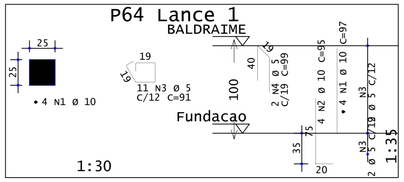

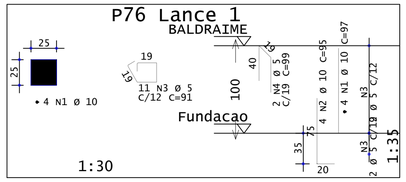

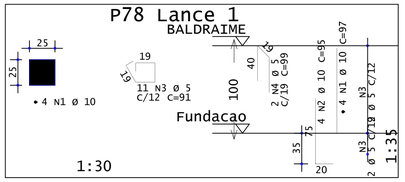

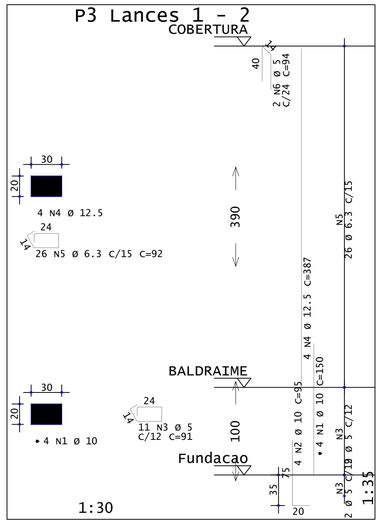

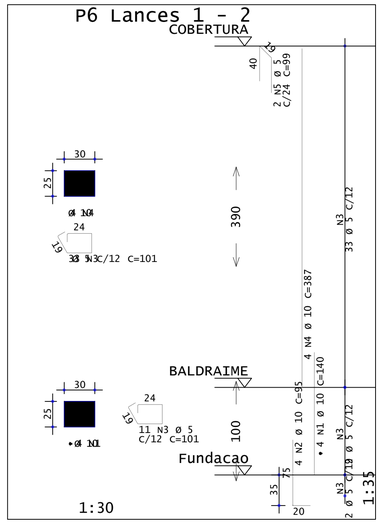

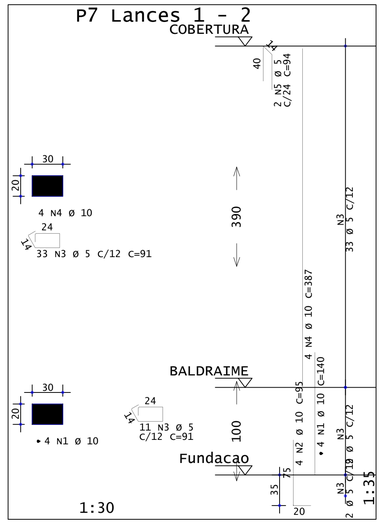

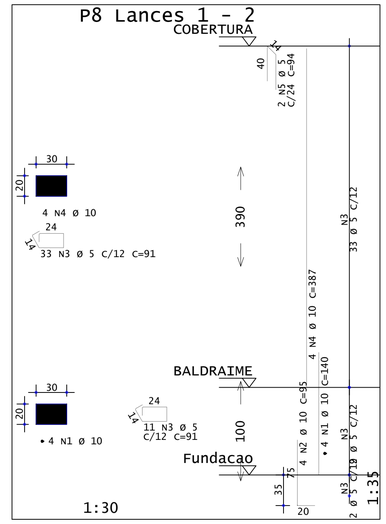

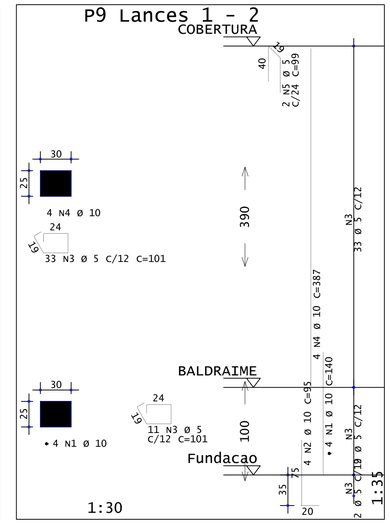

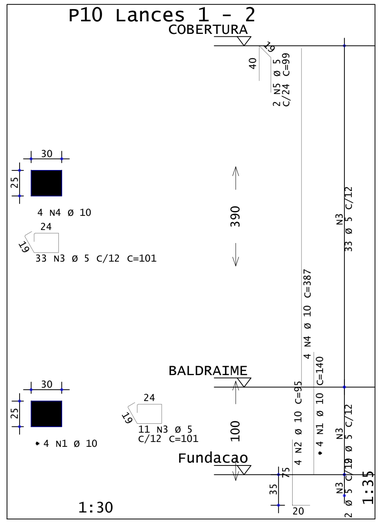

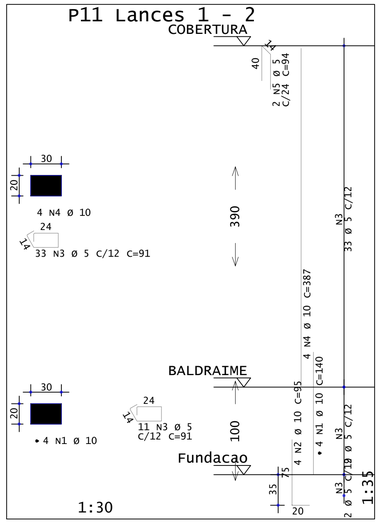

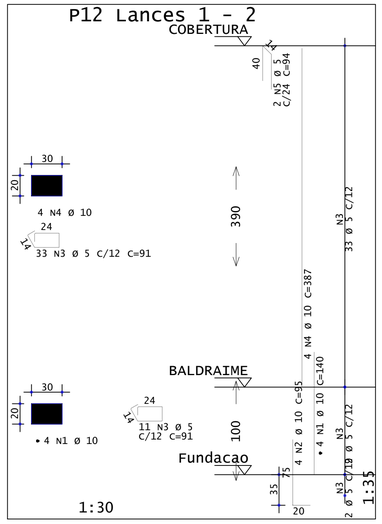

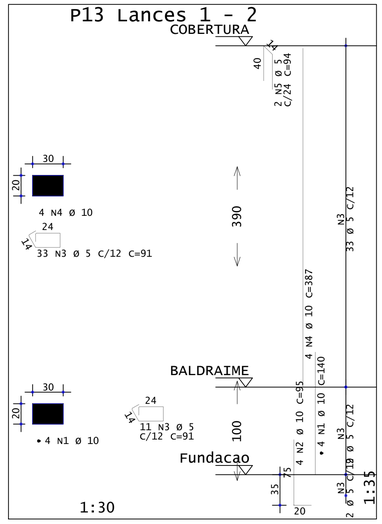

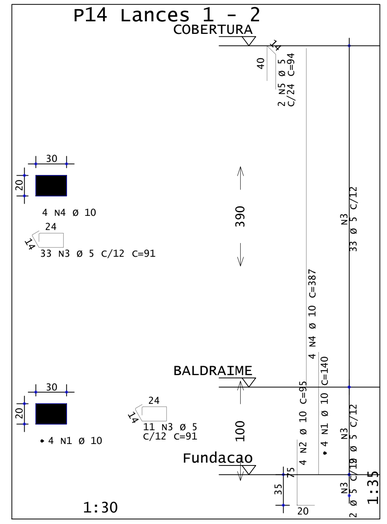

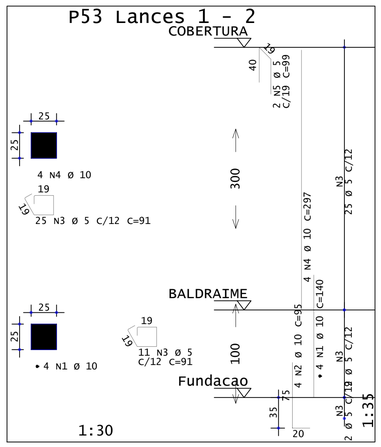

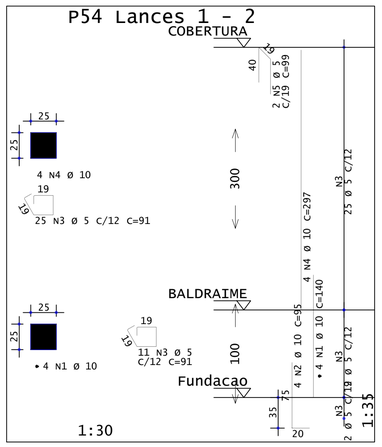

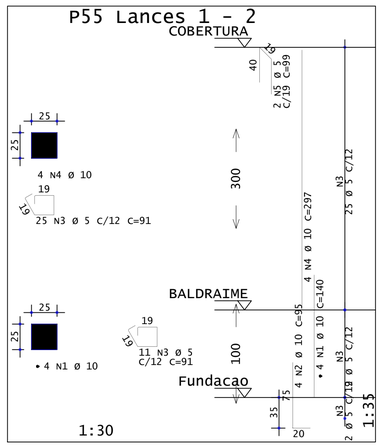

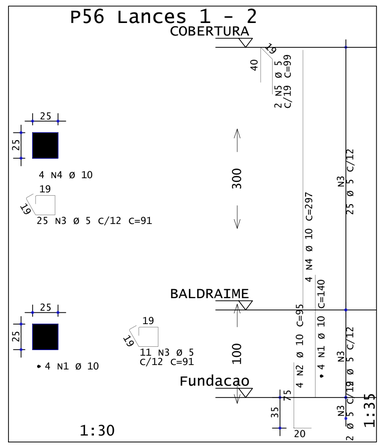

AÇO	POS	BIT	QUANT	COMPRIMENTO	
				UNIT	TOTAL
		mm		cm	cm
P3 Lances 1 - 2					
50A	1	12.5	2	100	200
50A	2	10	4	150	600
50A	3	10	6	75	450
60A	4	5	11	91	1001
50A	5	12.5	4	387	1548
50A	6	6.3	26	92	2392
60A	7	5	2	94	188
P6 Lances 1 - 2					
50A	1	10	4	140	560
50A	2	10	6	75	450
60A	3	5	44	101	4444
50A	4	10	4	387	1548
60A	5	5	2	99	198
P7 Lances 1 - 2					
50A	1	10	4	140	560
50A	2	10	6	75	450
60A	3	5	44	91	4004
50A	4	10	4	387	1548
60A	5	5	2	94	188
P8 Lances 1 - 2					
50A	1	10	4	140	560
50A	2	10	6	75	450
60A	3	5	44	91	4004
50A	4	10	4	387	1548
60A	5	5	2	94	188
P9 Lances 1 - 2					
50A	1	10	4	140	560
50A	2	10	6	75	450
60A	3	5	44	101	4444
50A	4	10	4	387	1548
60A	5	5	2	99	198
P10 Lances 1 - 2					
50A	1	10	4	140	560
50A	2	10	6	75	450
60A	3	5	44	101	4444
50A	4	10	4	387	1548
60A	5	5	2	99	198
P11 Lances 1 - 2					
50A	1	10	4	140	560
50A	2	10	6	75	450
60A	3	5	44	91	4004
50A	4	10	4	387	1548
60A	5	5	2	94	188
P12 Lances 1 - 2					
50A	1	10	4	140	560
50A	2	10	6	75	450
60A	3	5	44	91	4004
50A	4	10	4	387	1548
60A	5	5	2	94	188
P13 Lances 1 - 2					
50A	1	10	4	140	560
50A	2	10	6	75	450
60A	3	5	44	91	4004
50A	4	10	4	387	1548
60A	5	5	2	94	188
P14 Lances 1 - 2					
50A	1	10	4	140	560
50A	2	10	6	75	450
60A	3	5	44	91	4004
50A	4	10	4	387	1548
60A	5	5	2	94	188
P53 Lances 1 - 2					
50A	1	10	4	140	560
50A	2	10	6	75	450
60A	3	5	36	91	3276
50A	4	10	4	297	1188
60A	5	5	2	99	198
P54 Lances 1 - 2					
50A	1	10	4	140	560
50A	2	10	6	75	450
60A	3	5	36	91	3276
50A	4	10	4	297	1188
60A	5	5	2	99	198
P55 Lances 1 - 2					
50A	1	10	4	140	560
50A	2	10	6	75	450
60A	3	5	36	91	3276
50A	4	10	4	297	1188
60A	5	5	2	99	198
P56 Lances 1 - 2					
50A	1	10	4	140	560
50A	2	10	6	75	450
60A	3	5	36	91	3276
50A	4	10	4	297	1188
60A	5	5	2	99	198
P62 Lance 1					
50A	1	10	4	97	388
50A	2	10	6	75	450
60A	3	5	11	91	1001
60A	4	5	2	99	198
P64 Lance 1					
50A	1	10	4	97	388
50A	2	10	6	75	450
60A	3	5	11	91	1001
60A	4	5	2	99	198
P76 Lance 1					
50A	1	10	4	97	388
50A	2	10	6	75	450
60A	3	5	11	91	1001
60A	4	5	2	99	198
P78 Lance 1					
50A	1	10	4	97	388
50A	2	10	6	75	450
60A	3	5	11	91	1001
60A	4	5	2	99	198

RESUMO DE AÇO			
AÇO	BIT	COMPR	PESO
	mm	m	kgf
60A	5	590	91
50A	6.3	24	6
50A	10	362	223
50A	12.5	17	17
Peso Total	60A =		91 kgf
Peso Total	50A =		246 kgf

LEGENDA

1. MEDIDAS EM CENTIMETROS, ELEVAÇÃO EM METROS, EXCETO INDICAÇÃO CONTRÁRIA;
2. CONCRETO ESTRUTURAL:
   fck= 25MPa (250kg/cm2)
   fator água/cimento (a/c) ≤ 0,45
   Aço CA-50 fyk=500 MPa e Aço CA-60 fyk=600 MPa
   Dimensão máxima do agregado = 19 mm
   Tensão Admissível do Solo: > 50 kN/m² (0.50 kgf/cm²).
3. CORTAR E DOBRAR OS FERROS QUANDO INTERFERIREM COM FUROS.
4. TODO ELEMENTO ESTRUTURAL EM CONTATO COM O SOLO DEVERÁ SER EXECUTADO SOBRE UM LASTRO DE NO MÍNIMO 5cm DE CONCRETO MAGRO COM TEOR DE CIMENTO > 250Kg/m3 (EXCETO QUANDO INDICADO);
5. CLASSE DE AGRESSIVIDADE ADOTADA: II (MODERADA) PARA TODOS OS ELEMENTOS.
   Cobrimento: 3.0 cm

REVISÃO	DATA	DESENHO	DESCRIÇÃO DA REVISÃO	EMITENTE	VERIFICAÇÃO	APROVAÇÃO
01	17/09/2023	JAISSON	REVISÃO CONFORME O DOC. DE SONDAGEM 048/23	JAISSON	WASHINGTON	LUCIANO
00	04/05/2023	JAISSON	EMISSÃO INICIAL	JAISSON	WASHINGTON	LUCIANO

CTS

CONSÓRCIO PROJETISTA RK ENGENHARIA UFC ENGENHARIA

SISTEMA: ENGENHARIA ESTRUTURAL

PROJETO: PILARES

LOCALIDADE: RUA NÚCLEO COLÔNIAL LANDULFO ALVES, Km 40, BR 324 - CANDEIAS-BA

TITULO: ESCOLA ARGENTINA CASTELO BRANCO
DETALHAMENTO PILAR - FOLHA 07/23

REVISÃO: 00

ESCALA: INDICADA

PROJETADO: JAISSON S. MELO 04 / 05 / 23 1720064610

DESENHADO: JAISSON 04 / 05 / 23

VERIFICADO: WASHINGTON F. CERQUEIRA 04 / 05 / 23 58575

APROVADO: LUCIANO R. M. OLIVEIRA 04 / 05 / 23 05015224894

Nº UFC:

SUBSTITUI A: