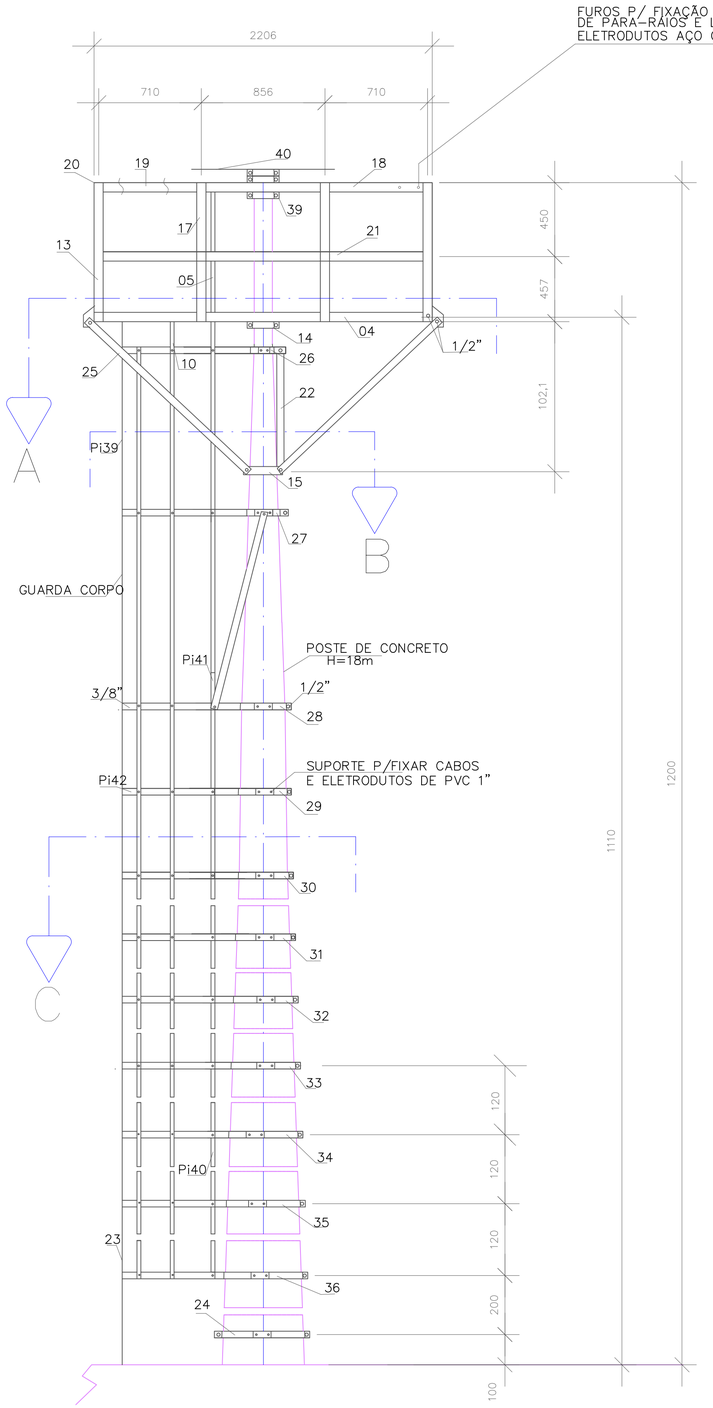

CORTE A

ESC. 1/20

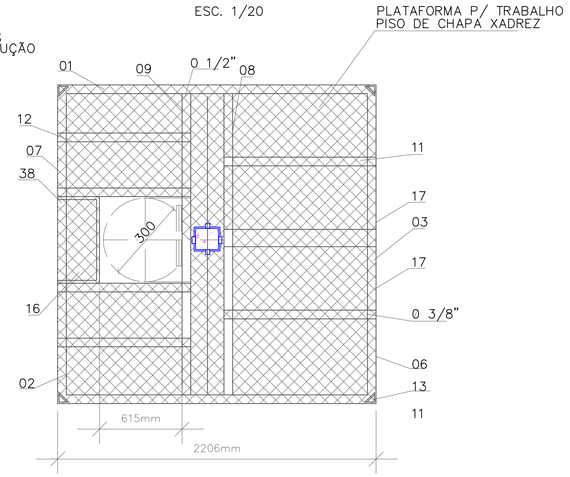

CORTE B

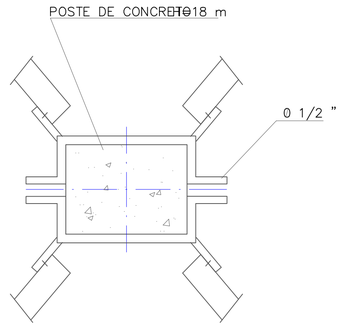

NOTAS:

1– TODAS AS DIMENSÕES SÃO EM MILIMETROS

2– MATERIAL
PERFILADOS CONFORME ASTM A036
CONECTORES CONFORME ASTM A394

3– GALVANIZAÇÃO

4– ESTRUTURA APLICAVEL AO POSTE H=14 m

5– ESCADA C/ 44 DEGRAUS ESPACADOS A 300 mm

6– PESO TEORICO = 462.4 Kg

ITEM	TITULO	MATERIAL	QTD	PESO UNIT	PESO TOTAL
01	PISO 1	CH.X;1/8"X800X8670	01	17.3	17.3
02	PISO 2	CH.X;1/8"X800X8670	01	17.3	17.3
03	PISO 3	CH.X;1/8"X133X8670	01	73.0	73.0
04	QUADRO 1	L2 1/2"X3/16"X2180	02	10	20
05	ESCADA	L1 1/2"X1/8"X1100	01	4.3	4.3
06	QUADRO 2	L2 1/2"X3/16"X2180	01	10	10
07	QUADRO 3	L2 1/2"X3/16"X2180	01	10	10
08	LONGARINA1	L2 1/2"X3/16"X2180	01	10	10
09	LONGARINA2	L2 1/2"X3/16"X2180	01	10	10
10	TALISCA1	#1 1/2"X1/8"X245	02	0.2	0.4
11	TRAVESSA 1	L1 1/2"X1/8"X898	04	1.6	6.4
12	TRAVESSA 2	L1 1/2"X1/8"X898	04	1.6	6.4
13	G.C.1.	L1 1/2"X1/8"X947	04	2.2	8.8
14	ANEL1	#1/4"X100X530	01	6.1	6.1
15	ANEL2	#2/4"X16"X570	01	3.4	3.4
16	PISO 4	CH.X;1/8"X258X5900	01	3.8	3.8
17	G.C.2	L1 3/4"X1/8"X947	08	2.0	16.0
18	G.C.2	L1 3/4"X1/8"X2192	01	4.7	4.7
19	G.C.3	L1 3/4"X1/8"X2192	01	4.7	4.7
20	C.G.4	L1 3/4"X1/8"X2192	02	4.7	9.4
21	C.G.5	#1 1/2"X1/8"X2192	04	2.1	8.4
22	TIRANTE 1	#11/2"X1/8"X1023	02	1.0	2.0
23	TALISCA1	#11/2"X1/8"X2400	05	2.2	11.0
24	SUP.P/TUBO	#11/2"X1/8"X1140	01	2.5	2.5
25	ESCORA	L1 3/4"X1/8"X1715	04	3.7	14.8
26	SUPORTE1	#11/2"X5/16"X530	01	3.4	3.4
27	SUPORTE 2	#11/2"X5/16"X588	01	3.7	3.7
28	SUPORTE 3	#11/2"X5/16"X640	01	3.9	3.9
29	SUPORTE 4	#11/2"X5/16"X700	01	4.1	4.1
30	SUPORTE 5	#11/2"X5/16"X760	01	4.4	4.4
31	SUPORTE6	#11/2"X5/16"X815	01	4.6	4.6
32	SUPORTE7	#11/2"X5/16"X870	01	4.8	4.8
33	SUPORTE8	#11/2"X5/16"X930	01	5.1	5.1
34	SUPORTE9	#11/2"X5/16"X985	01	5.4	5.4
35	SUPORTE10	L1 1/2"X1/8"X1045	01	5.6	5.6
36	SUPORTE11	L1 1/2"X1/8"X1108	01	6.0	6.0
37	SUPORTE	L1 1/2"X1/8"X590	01	1.1	1.1
38	APOIO	L1 1/2"X1/8"X248	02	0.5	1.0
39	SUPORTE	#11/2"X5/16"X475	01	2.8	2.8
40	BASE	CH.X;1/8"X600X600	01	6.0	6.0
	Pi39 TALISCA2	#11/2"X1/8"X2440	20	2.3	46.0
	Pi40 ESCADA	L11/2X1/8"X2996	04	14.1	56.4
	Pi41 EMENDA	L11/2X1/8"X160	0.8	0.3	2.4
	Pi42 ANEL CC.	#1 1/2"X1/8"X1625	11	1.4	15.4
	PARAF.C/PORCA/ARR PRESS. 0 3/8"X1"				
	PARAF.C/PORCA/ARR PRESS. 0 3/8"X1 3/4"				
	PARAF.C/PORCA/ARR PRESS. 0 1/2"X1 1/4"				
	PARAF.C/PORCA/ARR PRESS. 0 1/2"X2"				

TOPO DO POSTE

S/ ESC

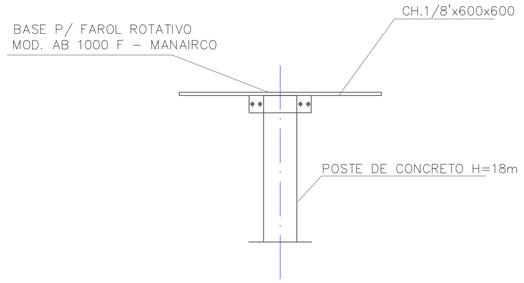

CORTE C

ESC 1:10

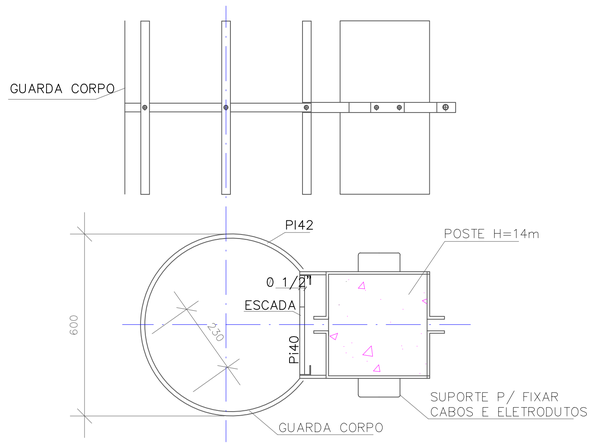

DETALHE POSTE

S/ESC

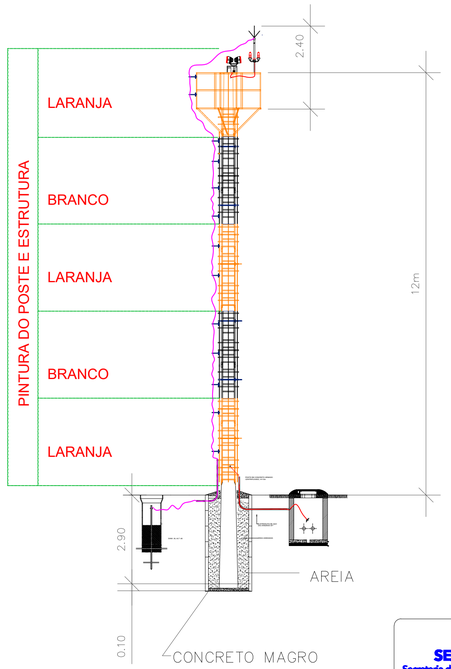

NOTAS

1– PREVER PINTURA DE 7 FAIXAS,TENDO CADA FAIXA UMA ALTURA DE 2.15 m

2– CORES:

BRANCA: N3.5 MUNSELL
LARANJA: 2.5 YR 6/14 MUNSELL

3– A COR LARANJA DEVERÁ SER USADA NAS FAIXAS EXTREMAS

SECRETARIA DE ESTADO DE INFRAESTURUTRA E LOGÍSTICA

OBRA: AEROPORTO DE PORTO MURTINHO / MS	ELÉTRICA
LOCAL: RUA CEL. ALFREDO PINTO, S/N - AEROPORTO MUNICIPAL DE PORTO MURTINHO	ÁREA:
TÍTULO: Detalhe - Instalação da Infraestrutura do Farol Rotativo	FOLHA: 08
ESCALA: Indicada / DATA: 14/02/2025 / DESENHO:	ALTERAÇÃO:

RESPONSÁVEL TÉCNICO P/ PROJETO::

ENGº CIVIL: BRUNO BRAZ ANTONIO
CREA : 19894/MS

FORMATO A1 – 841mm x 594mm