VI1

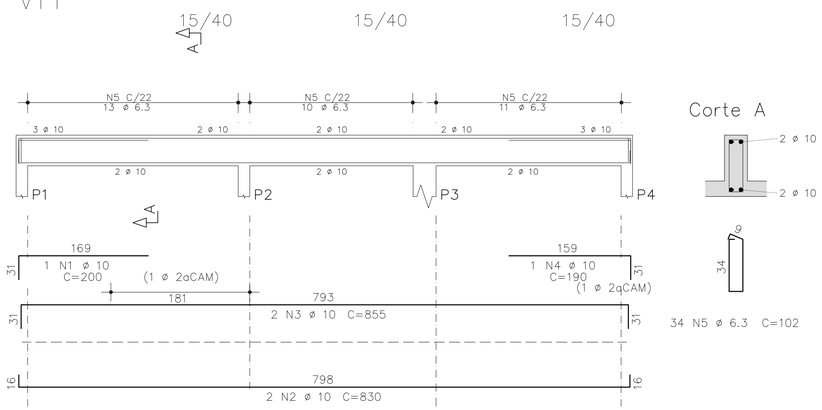

Corte A

34 N5 ø 6.3 C=102

VI2

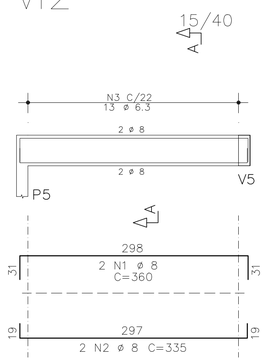

Corte A

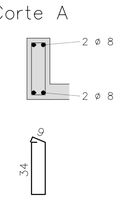

13 N3 ø 6.3 C=102

VI3

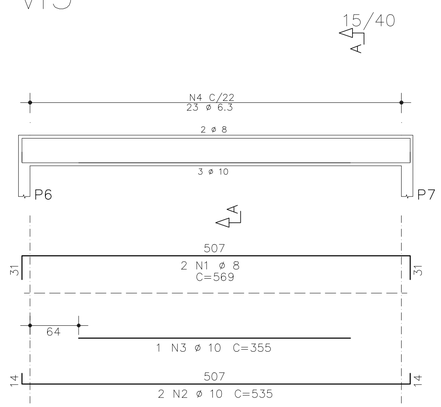

Corte A

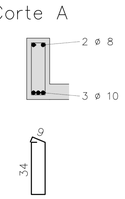

23 N4 ø 6.3 C=102

VI4

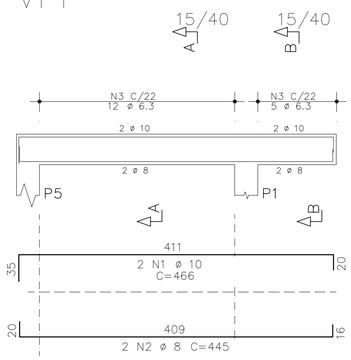

Corte A

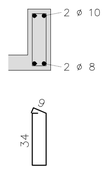

12 N3 ø 6.3 C=102

Corte B

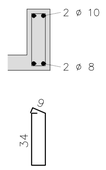

5 N3 ø 6.3 C=102

VI5

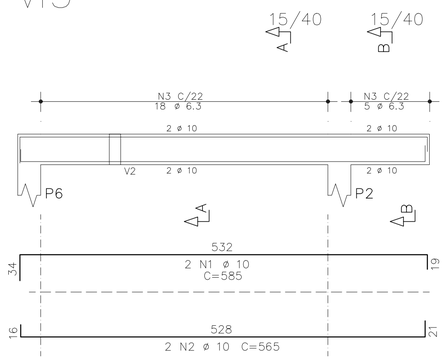

Corte A

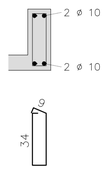

18 N3 ø 6.3 C=102

Corte B

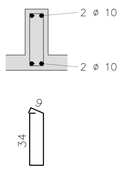

5 N3 ø 6.3 C=102

VI6

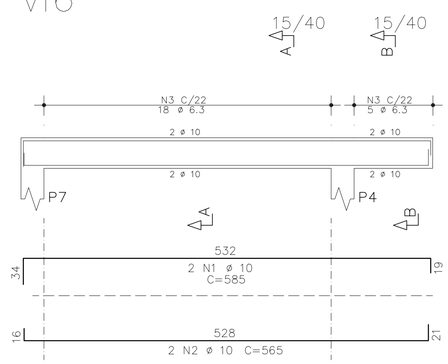

Corte A

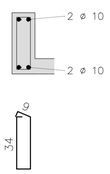

18 N3 ø 6.3 C=102 5 N3 ø

AÇO	POS	BIT	QUANT	COMPRIMENTO	
				UNIT	TOTAL
		mm		cm	cm
V1					
50A	1	10	1	200	200
50A	2	10	2	830	1660
50A	3	10	2	855	1710
50A	4	10	1	190	190
50A	5	6.3	34	102	3468
V2					
50A	1	8	2	360	720
50A	2	8	2	335	670
50A	3	6.3	13	102	1326
V3					
50A	1	8	2	569	1138
50A	2	10	2	535	1070
50A	3	10	1	355	355
50A	4	6.3	23	102	2346
V4					
50A	1	10	2	466	932
50A	2	8	2	445	890
50A	3	6.3	17	102	1734
V5					
50A	1	10	2	585	1170
50A	2	10	2	565	1130
50A	3	6.3	23	102	2346
V6					
50A	1	10	2	585	1170
50A	2	10	2	565	1130
50A	3	6.3	23	102	2346

RESUMO DE AÇO			
AÇO	BIT	COMPR	PESO
	mm	m	kgf
50A	6.3	136	33
50A	8	34	14
50A	10	107	66
Peso Total	50A =		113 kgf

NOTAS:

1 – Características do concreto: fck >= 25 MPa
2 – Classe de agressividade: II
Adotar os seguintes cobrimentos:
Laje: 25mm
Viga: 30mm
Pilar: 30mm em contato com o solo: 45mm
Elementos em contato com o solo: 30mm
3 – Relação água/cimento em massa <=0.60
4 – Consumo de cimento >= 280kg/m3
5 – Medidas em cm
6 – Deverão ser utilizados espaçadores adequados
7 – Prever após a concretagem a cura umida cuidadosa por no mínimo 7 dias
8 – A junta entre a edificação nova e a existente deverá ter largura de 2 cm, sendo preenchida com EPS
9 – Implantação conforme projeto arquitetônico

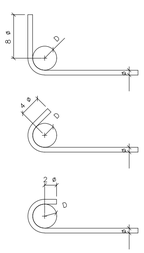

Diâmetro dos pinos de dobramento (D) (Tabela 9.1 da NBR 6118).			
Bitola (mm)	Tipo de aco		
	CA-25	CA-50	CA-60
< 20	4 ø	5 ø	6 ø
>= 20	5 ø	8 ø	–

Diâmetro dos pinos de dobramento para estribos (Tabela 9.2 do NBR 6118).			
Bitola (mm)	Tipo de aco		
	CA-25	CA-50	CA-60
<= 10	3 øt	3 øt	3 øt
10 < ø < 20	4 øt	5 øt	–
>= 20	5 øt	8 øt	–

ARQUIVO QPP_Estrutural_Solo de Apoio_R00.dwg

gov.br Documento assinado digitalmente
FERNANDO PEREIRA BARBOSA
Data: 19/09/2025 14:38:53-0300
Verifique em https://validar.iti.gov.br

P.M.F.R. Proc.	Fls.	Rubrica
11965/2024	.	

PREFEITURA MUNICIPAL DE FRANCO DA ROCHA – SP

ASSUNTO REFORMA DA QUADRA DO PARQUE PAULISTA
PRÉDIO APOIO – ESTRUTURAL VIGA COBERTURA

LOCAL RUA JARDINÓPOLIS, S/N, PARQUE PAULISTA, AV. ITARARÉ, S/N, VILA SÔNIA – FRANCO DA ROCHA/SP CEP: 07844-000

RESPONSÁVEL TÉCNICO	ART	CAU/CREA	REVISÃO
FERNANDO PEREIRA BARBOSA	2620251557510	5069635094	R00
SECRETARIA DE OBRAS E SERVIÇOS		ESCALA	DATA
RENATA MASSELA DE LIMA PARREIRA		1:50	set/2025
ADMINISTRAÇÃO		FOLHA	DESENHO
LORENA RODRIGUES DE OLIVEIRA		6/8	FERNANDO

A1 (841x594mm)