
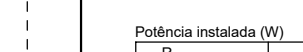


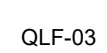
QGBT-01QLF-04Q1

Quadro de Cargas (QLF-01)

QLF-01

Quadro de Cargas (QLF-03)

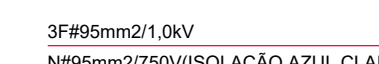
Quadro de Cargas (QLF-02)

QLF-00

3

Potência instalada (W)	
R	

DOC: 14945

Projeto elétrico

05/11