

[HOME](#)



[PRODUTOS](#)

[DICAS](#)

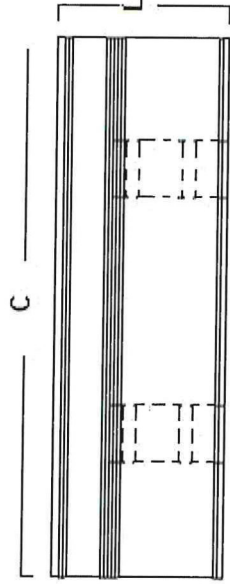
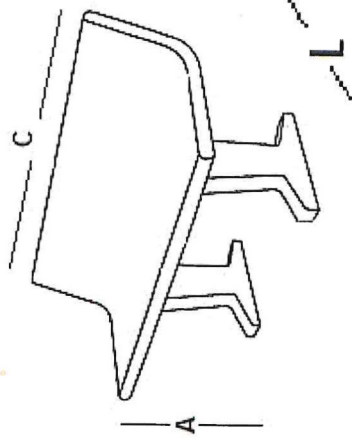
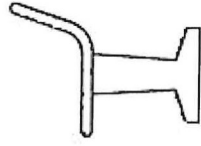
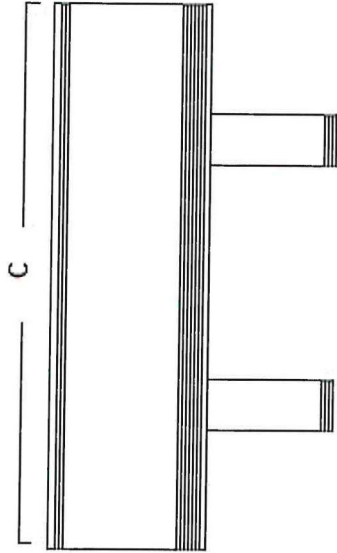
[CONTATO](#)

C x L x A

FK-E 1,30 X 0,48 X 0,45

FK-E 1,50 X 0,48 X 0,45

FK-E 1,80 X 0,48 X 0,45



*imagem ilustrativa

Banco de cimento com encosto modelo K