ARMADURA V701 (1x)
Esc: 1:25

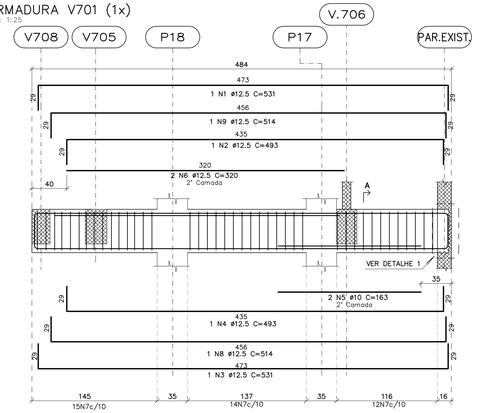

SEÇÃO A
Esc: 1:25

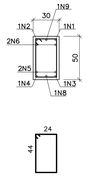

ARMADURA V702 (1x)
Esc: 1:25

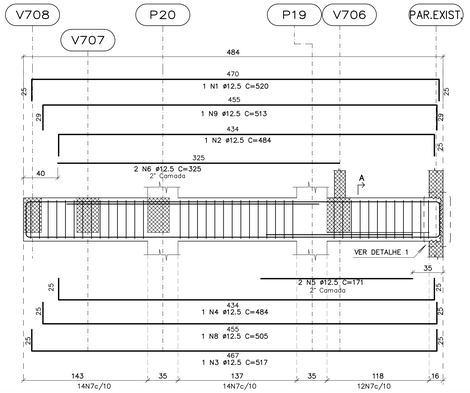

SEÇÃO A
Esc: 1:25

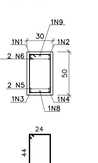

DETALHE EMBUTIMENTO DA ARMADURA DETALHE 1
Esc: 1:7.5

VISTA

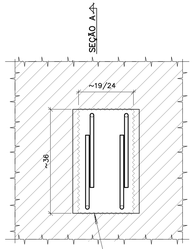

VISTA 1

SEÇÃO A
Esc: 1:7.5

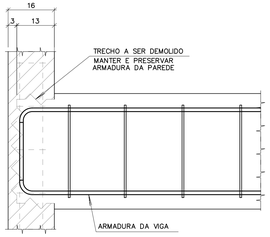

DET. TÍPICO-ENCONTROS E APOIOS EM CURVA
Esc: 1:10

ATENÇÃO: A VARIAÇÃO DOS FERROS NAS VIGAS É DEVIDO AOS APOIOS ESTAREM EM CURVA, CONFIRMAR MEDIDAS ANTES DO CORTE E DOBRA.

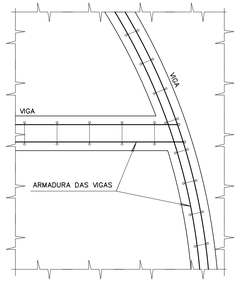

NOTAS.:

1 – MEDIDAS EM CENTIMETRO, ELEVAÇÕES E NÍVEIS EM METRO;

LEGENDA.:

00 – INDICAÇÃO DE REVISÃO.

– INDICAÇÃO DE HOLD

TABELA DE FERROS					
TIPO POS.	BIT.	QUANT.	C.Unt. (cm)	C.Tot. (cm)	
ARMADURA V701 (1 X)					
CA-50A	1	12.5	1	531	531
CA-50A	2	12.5	1	493	493
CA-50A	3	12.5	1	531	531
CA-50A	4	12.5	1	493	493
CA-50A	5	10	2	163	326
CA-50A	6	12.5	2	320	640
CA-50A	7	6.3	41	148	6068
CA-50A	8	12.5	1	514	514
CA-50A	9	12.5	1	514	514
ARMADURA V702 (1 X)					
CA-50A	1	12.5	1	520	520
CA-50A	2	12.5	1	484	484
CA-50A	3	12.5	1	517	517
CA-50A	4	12.5	1	484	484
CA-50A	5	12.5	2	171	342
CA-50A	6	12.5	2	325	650
CA-50A	7	6.3	40	148	5920
CA-50A	8	12.5	1	505	505
CA-50A	9	12.5	1	513	513
ARMADURA V703 (1 X)					
CA-50A	1	6.3	13	116	1508
CA-50A	2	10	2	262	524
CA-50A	3	10	2	262	524
ARMADURA V704 (1 X)					
CA-50A	1	12.5	1	830	830
CA-50A	2	12.5	1	840	840
CA-50A	3	12.5	1	834	834
CA-50A	4	12.5	1	832	832
CA-50A	5	12.5	4	328	1312
CA-50A	6	10	4	113	452
CA-50A	7	12.5	2	333	666
CA-50A	8	12.5	2	330	660
CA-50A	9	6.3	59	118	6962
ARMADURA V705 (1 X)					
CA-50A	1	12.5	1	364	364
CA-50A	2	12.5	1	360	360
CA-50A	3	12.5	1	360	360
CA-50A	4	12.5	1	364	364
CA-50A	5	12.5	3	282	846
CA-50A	6	10	1	100	100
CA-50A	7	8	12	138	1656
CA-50A	8	8	12	152	1824
CA-50A	9	12.5	1	198	198
CA-50A	10	12.5	1	199	199

TABELA DE FERROS					
TIPO POS.	BIT.	QUANT.	C.Unt. (cm)	C.Tot. (cm)	
ARMADURA V706 (1 X)					
CA-50A	1	12.5	3	-CORR-	5670
CA-50A	2	16	5	-CORR-	9555
CA-50A	3	8	4	-CORR-	7452
CA-50A	4	8	146	122	17812
ARMADURA V707 (1 X)					
CA-50A	1	12.5	1	360	360
CA-50A	2	12.5	1	364	364
CA-50A	3	12.5	1	359	359
CA-50A	4	12.5	1	364	364
CA-50A	5	12.5	3	275	825
CA-50A	6	8	24	122	2928
CA-50A	7	10	2	312	624
ARMADURA V708 (1 X)					
CA-50A	1	8	26	112	2912
CA-50A	2	10	1	407	407
CA-50A	3	10	1	407	407
CA-50A	4	10	1	376	376
CA-50A	5	10	1	376	376
CA-50A	6	6.3	1	407	407
CA-50A	7	6.3	1	376	376

RESUMO DO AÇO +10%		
PESO CA-50A ø 8	380.42 m	149.32kg
PESO CA-50A ø 10	45.28 m	28.43kg
PESO CA-50A ø 16	105.11 m	165.01kg
PESO CA-50A ø 6.3	233.65 m	57.78kg
PESO CA-50A ø 12.5	267.72 m	262.70kg
PESO TOTAL CA-50A		663.24kg
PESO TOTAL =		663.24kg

TABELA EMENDAS POR TRANSPASSE	
BITOLA (ø)	TRANSPASSE MIN.
4,2	25 cm
5,0	30 cm
6,3	38 cm
8,0	48 cm
10,0	60 cm
12,5	75 cm
16,0	96 cm
20,0	120 cm
25,0	150 cm
32,0	192 cm

TABELA PARA DOBRAMENTO DAS BARRAS LONGITUDINAIS DE AÇO		
BITOLA DA BARR.(ø)	AÇO	DIÂMETRO DO PINO DE DOBRAMENTO (db)
6,3	CA-50	3,15 cm
8,0	CA-50	4,0 cm
10,0	CA-50	5,0 cm
12,5	CA-50	6,25 cm
16,0	CA-50	8,0 cm
20,0	CA-50	16,0 cm
25,0	CA-50	20,0 cm

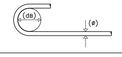

ARMADURA V705 (1x)
Esc: 1:25

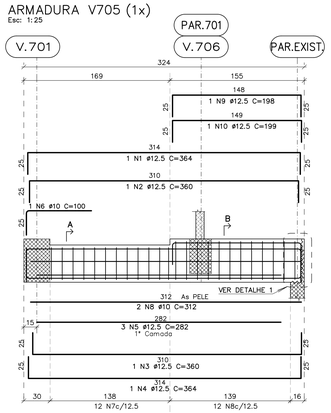

SEÇÃO A
Esc: 1:25

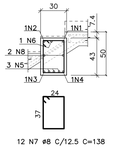

SEÇÃO B
Esc: 1:25

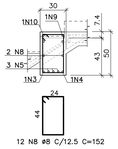

ARMADURA V704 (1x)
Esc: 1:25

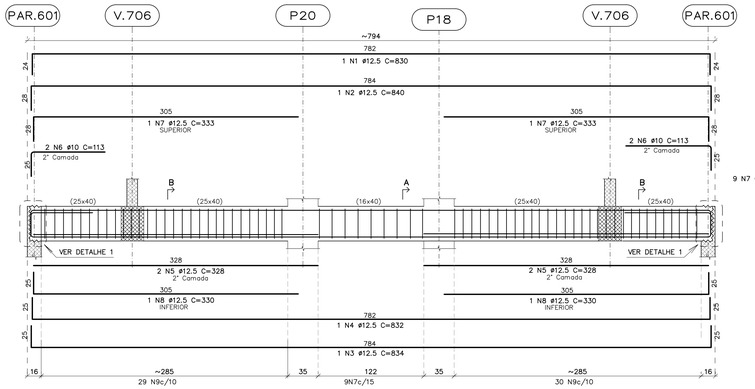

SEÇÃO A
Esc: 1:25

SEÇÃO B
Esc: 1:25

ARMADURA V706 (1x)
Esc: 1:25

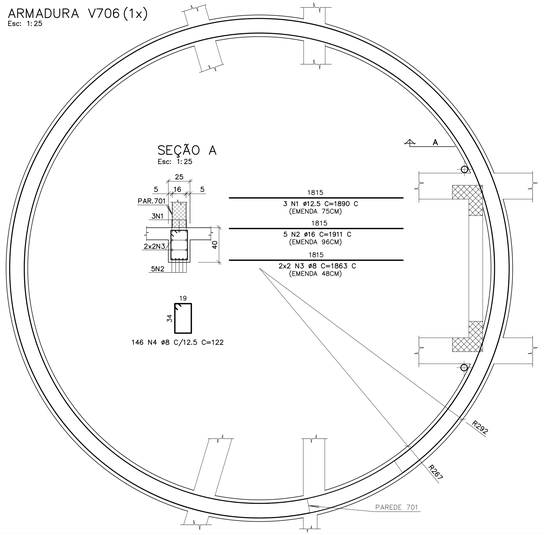

ARMADURA V703 (1x)
Esc: 1:25

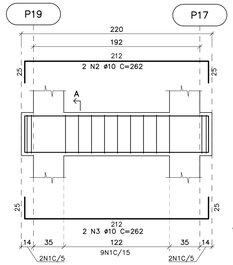

SEÇÃO A
Esc: 1:25

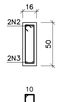

PENA	ESPESSURA
01	0,10 mm
02	0,20 mm
03	0,30 mm
04	0,40mm
05	0,50mm
06	0,10 mm
07	0,20mm
08	0,30mm
12	0,35 mm
170	0,30mm
214	0,20mm
242	0,35mm
255	0,50 mm
RESTO	0,10 mm

ARMADURA V707 (1x)
Esc: 1:25

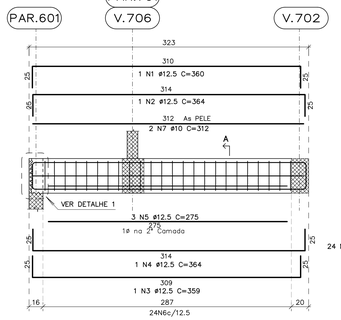

SEÇÃO A
Esc: 1:25

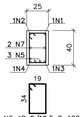

ARMADURA V708 (1x)
Esc: 1:25

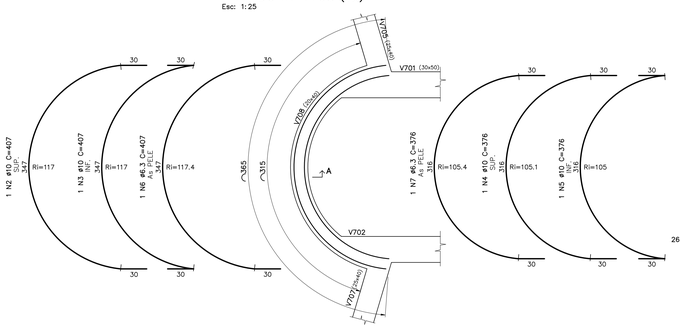

SEÇÃO A
Esc: 1:25

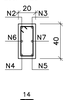

00	D	23/10/25	EMISSÃO INICIAL	G.SCHMITZ	ARNO	ORACIDES
REVISÃO	EMISSÃO	DATA	DISCRIMINAÇÃO	REVISADO	CONFERIDO	APROVADO

FINALIDADE DA EMISSÃO

A – PRELIMINAR	C – LIBERADO P/ PROJETO	E – PARA COMPRA	G – PARA CONHECIMENTO
B – PARA APROVAÇÃO	D – LIBERADO P/ CONSTRUÇÃO	F – CONFORME CONSTRUIDO	H – CANCELADO

DATA	DESENHISTA	CONFERIDO	APROVADO
SET/2025	G.SCHMITZ	ARNO	
ETAPA	**ARQUIVO**	**FORMATO**	**ESCALA**
PARA CONSTRUÇAO	21_1024	1189x594	INDICADA

ARQUIVO CAD
1024EC000DE407-R00_ARMADURA_DAS_VIGAS_PAV_07

CLIENTE

PREFEITURA MUNICIPAL DE PEDRAS GRANDES–SC

OA ENGENHARIA ESPECIAL
RUA AMADEU DA LUZ, 122 Sala 96 – 89010-919 – BLUMENAU – SC
FONE: (47) 3233-5500 – CREA/SC 042779-5
E-mail : projetos@oaengenharia.com

ORACIDES FELICIO
ADRIANO:36082694793
Assinado de forma digital por ORACIDES FELICIO ADRIANO:36082694793
Dados: 2025.08.04 11:08:32 -03'00'
ORACIDES FELICIO ADRIANO
Engº Civil – CREA/SC 039304–9

OBRA	NATUREZA
TORRE DE PISA	PROJETO ESTRTURAL
LOCAL: PEDRAS GRANDES – SANTA CATARINA	
REFERÊNCIA: ARMADURA DAS VIGAS PAV.07	
DESENHO No. 1024.EC.000.DE.407	REVISÃO 00

F.A15 0,706m2 1189