Detalhamento das fundações (x2)

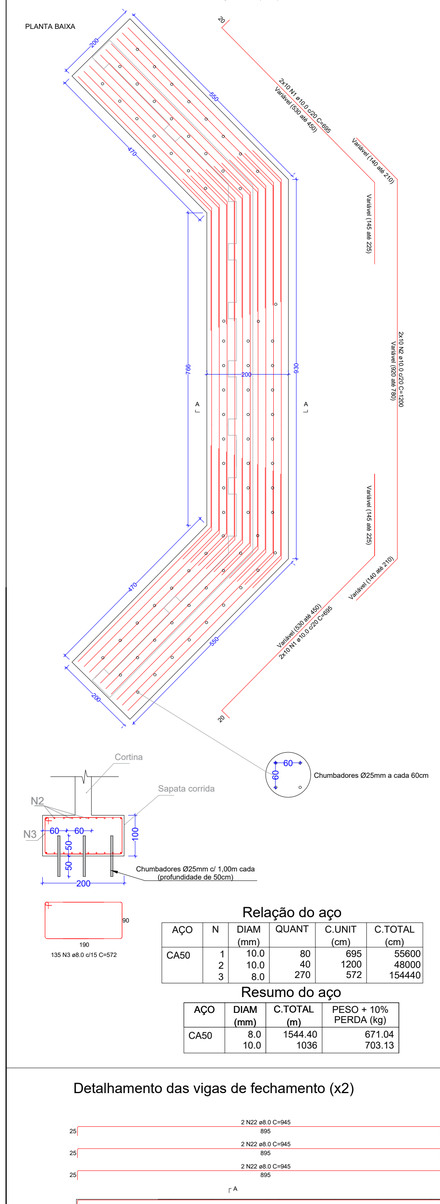

Relação do aço

AÇO	N	DIAM (mm)	QUANT	C.UNIT (cm)	C.TOTAL (cm)
CA50	1	10.0	80	695	55600
	2	10.0	40	1200	48000
	3	8.0	270	572	154440

Resumo do aço

AÇO	DIAM (mm)	C.TOTAL (m)	PESO + 10% PERDA (kg)
CA50	8.0	1544.40	671.04
	10.0	1036	703.13

Detalhamento das cortinas (x2)

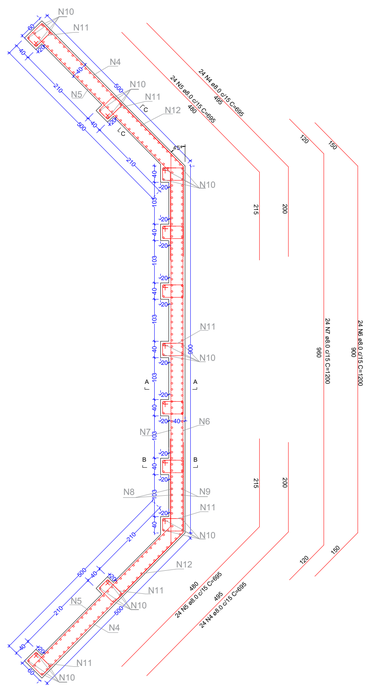

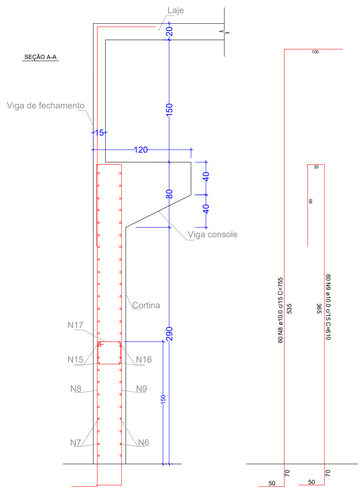

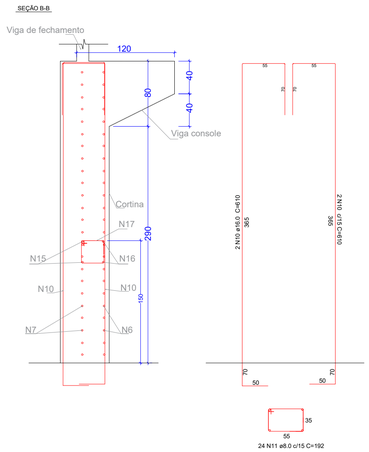

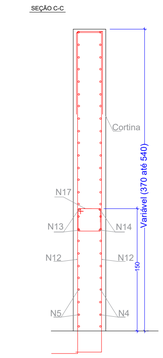

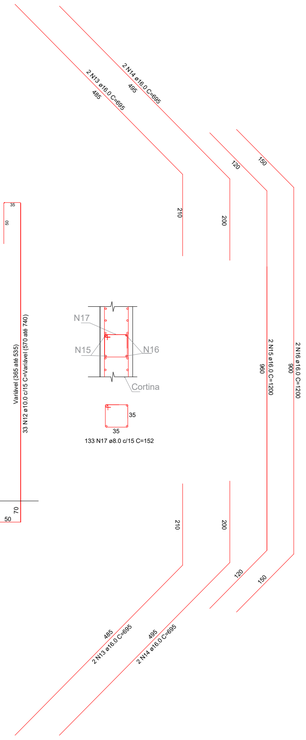

Relação do aço

AÇO	N	DIAM (mm)	QUANT	C.UNIT (cm)	C.TOTAL (cm)
CA50	4	8.0	96	695	66720
	5	8.0	96	695	66720
	6	8.0	48	1200	57600
	7	8.0	48	1200	57600
	8	10.0	120	755	90600
	9	10.0	120	610	73200
	10	16.0	88	610	53680
	11	8.0	528	192	101376
	12	10.0	264	655	172920
	13	16.0	8	695	5560
	14	16.0	8	695	5560
	15	16.0	4	1200	4800
	16	16.0	4	1200	4800
	17	8.0	266	152	40432

Resumo do aço

AÇO	DIAM (mm)	C.TOTAL (m)	PESO + 10% PERDA (kg)
CA50	8.0	3904.48	1696.49
	10.0	3367.20	2285.31
	16.0	744.00	1291.43

Detalhamento das vigas de console (x2)

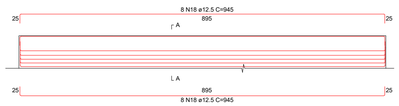

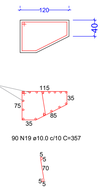

Relação do aço

AÇO	N	DIAM (mm)	QUANT	C.UNIT (cm)	C.TOTAL (cm)
CA50	18	12.5	32	945	30240
	19	10.0	180	357	64260
	20	10.0	60	90	5400

Resumo do aço

AÇO	DIAM (mm)	C.TOTAL (m)	PESO + 10% PERDA (kg)
CA50	10.0	696.6	472.78
	12.5	302.4	320.33

Detalhamento das vigas de fechamento (x2)

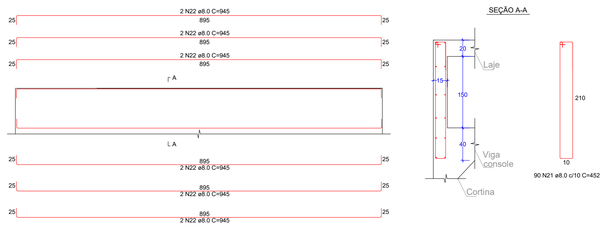

Detalhamento das vigas de travamento (x24)

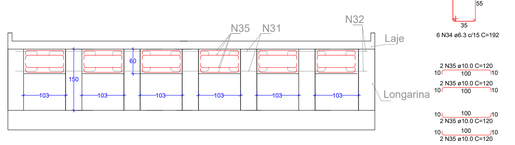

Detalhamento das vigas de guarda rodas (x3)

Detalhamento das longarinas - L1=L2=L3=L4=L5=L6=L7

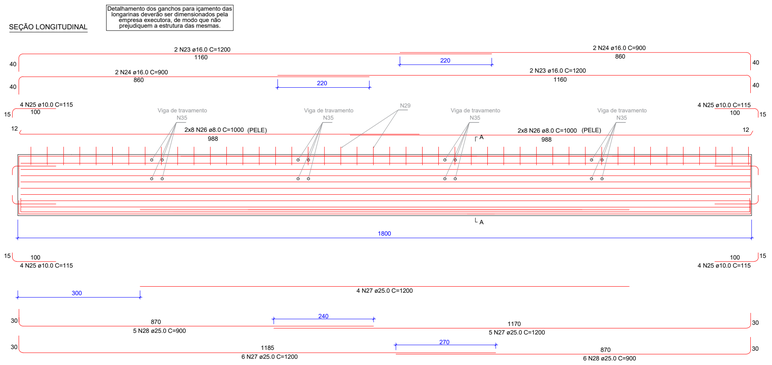

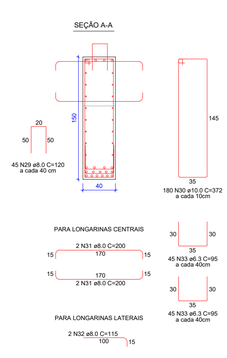

Relação do aço

AÇO	N	DIAM (mm)	QUANT	C.UNIT (cm)	C.TOTAL (cm)
CA50	21	8.0	180	452	81360
	22	8.0	24	945	22680
	23	16.0	28	1200	33600
	24	16.0	28	900	25200
	25	10.0	112	115	12880
	26	8.0	224	1000	224000
	27	25.0	105	1200	126000
	28	25.0	77	900	69300
	29	8.0	315	120	37800
	30	10.0	1260	372	468720
	31	8.0	80	200	16000
	32	8.0	32	115	3680
	33	6.3	630	95	59850
	34	6.3	144	192	27648
	35	10.0	192	120	23040
	36	6.3	360	92	33120
	37	10.0	24	1000	24000
	38	10.0	122	895	109190
	39	10.0	60	2000	120000
	40	6.3	122	895	109190
	41	6.3	60	2000	120000

Resumo do aço

AÇO	DIAM (mm)	C.TOTAL (m)	PESO + 10% PERDA (kg)
CA50	6.3	3498.08	942.73
	8.0	3855.20	1675.08
	10.0	7578.30	5143.39
	16.0	588.00	1020.65
	25.0	1953	8277.39

Detalhamento da ferragem POSITIVA da laje

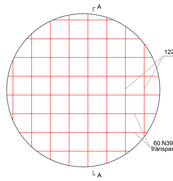

Detalhamento da ferragem NEGATIVA da laje

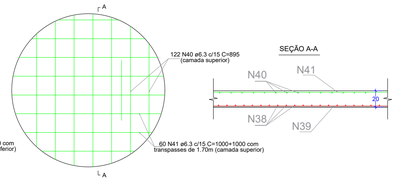

Detalhamento do guarda-corpo (x2)



Documento assinado digitalmente
EGOMAR ANTONIO GRAZZIOLLA
Data: 07/11/2025 14:44:15-0300
Verifique em https://validar.iti.gov.br

CONVICÇÃO ENGENHARIA

Projeto de construção de ponte

LOCAL: Estrada Albino Pedro Giehl, Bairro Centro, Mato Leitão/RS
(29°32'8.82"S, 52° 7'33.62"O)

AMPLIAÇÃO | INTERIORES | OVA

Documento assinado digitalmente
ARLY STOHR
Data: 12/11/2025 17:24:31-0300
Verifique em https://validar.iti.gov.br

PROPRIETÁRIO (a) - Prefeitura Municipal de Mato Leitão

PROJETO E RESP. TÉCNICO - Eng. Egomar Antonio Grazziolla
CREA/RS = 197666

Detalhamento estrutura

ÁREA TOTAL: 164,70m²

DATA - Novembro de 2025

ESCALA - 1/100

PRANCHA Nº 03